Excellent Integrated System Limited

Stocking Distributor

Click to view price, real time Inventory, Delivery & Lifecycle Information:

Molex Connector Corporation
0428202223

For any questions, you can email us directly:
sales@integrated-circuit.com

ITEM NUMBER	CKT. SIZE	DIM. "A"	DIM. "B"	DIM. "C"	TERMINAL PLATING	CLIP PLATING
42820-2212	2	.138/(3.50)	.823/(20.90)	.071/(1.80)	OVERALL BRIGHT TIN	NONE
42820-2219	2	.138/(3.50)	.823/(20.90)	.071/(1.80)		
42820-2222	2	.201/(5.10)	.823/(20.90)	.102/(2.60)		
42820-2232	2	.201/(5.10)	.823/(20.90)	.134/(3.40)		
42820-2239	2	.201/(5.10)	.823/(20.90)	.134/(3.40)		
42820-2242	2	.327/(8.30)	.823/(20.90)	.259/(6.58)		
42820-3212	3	.138/(3.50)	1.217/(30.90)	.071/(1.80)		
42820-3222	3	.201/(5.10)	1.217/(30.90)	.102/(2.60)		
42820-3229	3	.201/(5.10)	1.217/(30.90)	.102/(2.60)		
42820-3232	3	.201/(5.10)	1.217/(30.90)	.134/(3.40)		
42820-3242	3	.327/(8.30)	1.217/(30.90)	.259/(6.58)		
42820-4212	4	.138/(3.50)	1.610/(40.90)	.071/(1.80)		
42820-4312	4	.138/(3.50)	1.610/(40.90)	N/A		
42820-4222	4	.201/(5.10)	1.610/(40.90)	.102/(2.60)		
42820-4232	4	.201/(5.10)	1.610/(40.90)	.134/(3.40)		
42820-4242	4	.327/(8.30)	1.610/(40.90)	.259/(6.58)		
42820-5212	5	.138/(3.50)	2.004/(50.90)	.071/(1.80)		
42820-5222	5	.201/(5.10)	2.004/(50.90)	.102/(2.60)		
42820-5232	5	.201/(5.10)	2.004/(50.90)	.134/(3.40)		
42820-5242	5	.327/(8.30)	2.004/(50.90)	.259/(6.58)		
42820-6212	6	.138/(3.50)	2.389/(60.90)	.071/(1.80)		
42820-6222	6	.201/(5.10)	2.389/(60.90)	.102/(2.60)		
42820-6229	6	.201/(5.10)	2.389/(60.90)	.102/(2.60)		
42820-6232	6	.201/(5.10)	2.389/(60.90)	.134/(3.40)		
42820-6242	6	.327/(8.30)	2.389/(60.90)	.259/(6.58)		
42820-2332	2	.201/(5.10)	.823/(20.90)	N/A		
42820-2342	2	.327/(8.30)	.823/(20.90)	N/A		
42820-2213	2	.138/(3.50)	.823/(20.90)	.071/(1.80)	SELECT GOLD IN CONTACT AREA SELECT MATTE TIN ON SOLDER TAILS	
42820-2313	2	.138/(3.50)	.823/(20.90)	N/A		
42820-2223	2	.201/(5.10)	.823/(20.90)	.102/(2.60)		
42820-2233	2	.201/(5.10)	.823/(20.90)	.134/(3.40)		
42820-2243	2	.327/(8.30)	.823/(20.90)	.259/(6.58)		
42820-3213	3	.138/(3.50)	1.217/(30.90)	.071/(1.80)		
42820-3228	3	.138/(3.50)	1.217/(30.90)	.102/(2.60)		
42820-3223	3	.201/(5.10)	1.217/(30.90)	.102/(2.60)		
42820-3233	3	.201/(5.10)	1.217/(30.90)	.134/(3.40)		
42820-3243	3	.327/(8.30)	1.217/(30.90)	.259/(6.58)		
42820-4213	4	.138/(3.50)	1.610/(40.90)	.071/(1.80)		
42820-4223	4	.201/(5.10)	1.610/(40.90)	.102/(2.60)		
42820-4233	4	.201/(5.10)	1.610/(40.90)	.134/(3.40)		
42820-4243	4	.327/(8.30)	1.610/(40.90)	.259/(6.58)		
42820-5213	5	.138/(3.50)	2.004/(50.90)	.071/(1.80)		
42820-5223	5	.201/(5.10)	2.004/(50.90)	.102/(2.60)		
42820-5233	5	.201/(5.10)	2.004/(50.90)	.134/(3.40)		
42820-5243	5	.327/(8.30)	2.004/(50.90)	.259/(6.58)		
42820-6213	6	.138/(3.50)	2.398/(60.90)	.071/(1.80)		
42820-6223	6	.201/(5.10)	2.398/(60.90)	.102/(2.60)		
42820-6233	6	.201/(5.10)	2.398/(60.90)	.134/(3.40)		
42820-6243	6	.327/(8.30)	2.398/(60.90)	.259/(6.58)		

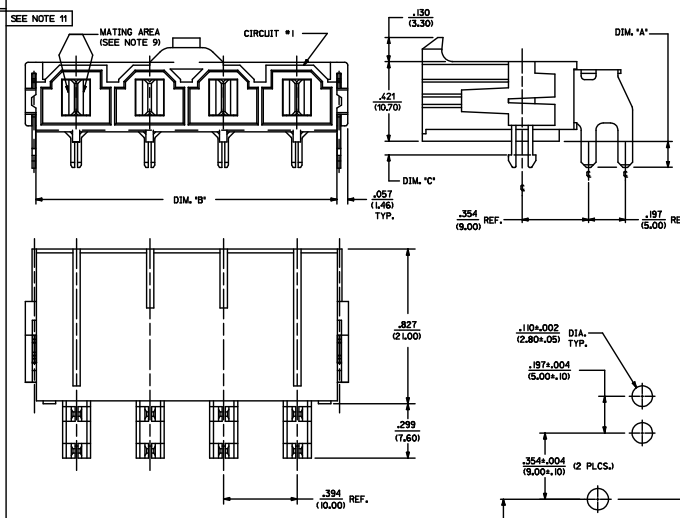

NOTES:

1) MATERIAL:
HOUSING MATERIAL: 30% GLASS-FILLED NYLON 4/6, U.L. 94V-0, COLOR: BLACK.
TERMINAL MATERIAL: ALLOY 151.
2) FINISH: 2= .000100/(.00254) MIN. TIN OVER .000050/(.00127) MIN. NICKEL.
3= .000030/(.00076) MIN. SELECT GOLD IN CONTACT AREA. .000100/(.00254) MIN. SELECT TIN ON SOLDER TAILS OVER .000050/(.00127) MIN. NICKEL.
3) PRODUCT SPECIFICATION: PS-42815-001
4) PACKAGING INFORMATION SEE MOLEX PACKAGING SPEC. PK-42820-910
5) PART MATES WITH MOLEX RECEPTACLE #42816-***2 WITH TPA.
6) PART IS DESIGNED IN METRIC.
7) AN "X" IN FRONT OF THE ITEM NUMBER INDICATES THE PART IS NOT TOOLED.
8) PARTS ARE NOT TO BE MATED OR UNMATED WHILE CIRCUITS ARE LIVE.
9) WHEN USING OVERALL TIN PLATED TERMINALS: FOR APPLICATIONS INVOLVING VIBRATION AND/OR THERMAL CYCLING, MOLEX STRONGLY RECOMMENDS THE USE OF NYE LUBRICANT (NYOGEL 760G) ON THE MATING SURFACES OF THE TERMINAL.
10) PARTS CONFORMS TO CLASS 'B' REQUIREMENTS OF COSMETIC SPECIFICATION PS-45499-002
11) FOR TAPE AND REEL PACKAGING REFER TO PK-45986-004
12) BOARD CLIP HOLE MAY OR MAY NOT BE PLATED. REFER TO CHART FOR PLATED / UNPLATED CLIPS.

LEGEND:

A-42820 - * * * *
CIRCUIT SIZE (2-6)
MOUNTING OPTION
1 = FLANGES (SEE DWG. SDA-42820-*1**)
2 = RETENTION CLIP
3 = NO RETENTION CLIP
P.C. BOARD THICKNESS
1 = .062/(1.57) NOMINAL
2 = .093/(2.36) NOMINAL
3 = .125/(3.18) NOMINAL
4 = .250/(6.35) NOMINAL
PLATING
2 OR 9= OVERALL BRIGHT TIN OVER NICKEL
3 OR 8= SELECT GOLD IN CONTACT AREA SELECT MATTE TIN ON SOLDER TAILS OVER NICKEL

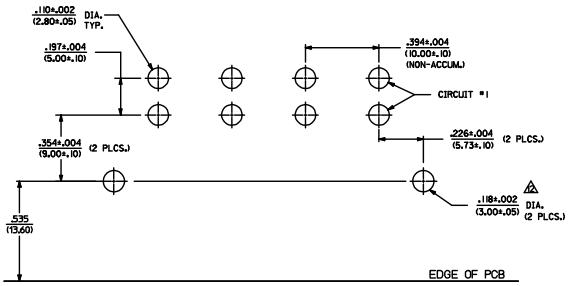

RECOMMENDED P.C. BOARD PLATED-THRU HOLE LAYOUT
(4 CKT. SHOWN FOR REF.)

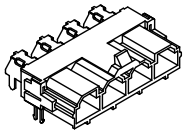

HEADER WITH RT. ANGLE TERMINAL & CLIP
ISO VIEW

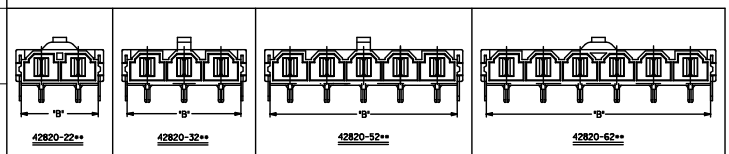

REV	DESCRIPTION
G8	ADD 42820-2313 EC No: UCP2015-1883 DRWN: JDFOX CHKD: BANDERSON APPR: E.SMITH 2014/11/04 2014/11/04 2014/11/13

QUALITY SYMBOLS: ▽=0 ▽=0 ▽=0

GENERAL TOLERANCES (UNLESS SPECIFIED)

	mm	INCH
4 PLACES	± ---	± ---
3 PLACES	± ---	± ---
2 PLACES	± 0.25	± ---
1 PLACE	± 0.40	± ---
0 PLACE	±	±

ANGULAR ±1/2°
DRAFT WHERE APPLICABLE MUST REMAIN WITHIN DIMENSIONS

DIMENSION STYLE	IN/MM
SCALE	4:1
DESIGN UNITS	METRIC
	THIRD ANGLE PROJECTION
DRAWN BY	AELHAG 2010/08/05
CHECKED BY	JBELL 2010/08/05
APPROVED BY	FSMITH 2010/08/26
MATERIAL NO.	SEE CHART
SIZE	D
TITLE	RIGHT ANGLE HEADER ASSEMBLY MINIFIT SR. SERIES
DOCUMENT NO.	SDA-42820-0002
SHEET NO.	1 OF 1

molex

THIS DRAWING CONTAINS INFORMATION THAT IS PROPRIETARY TO MOLEX INCORPORATED AND SHOULD NOT BE USED WITHOUT WRITTEN PERMISSION

tb_frame_D_P_ME_T Rev. G 2012/01/11