



Distributor of Molex Connector Corporation: Excellent Integrated System Limited
Datasheet of 0872631023 - Connector Receptacle, Bottom Entry 10 Position 0.079" (2.00mm)
Gold Surface Mount

Contact us: sales@integrated-circuit.com Website: www.integrated-circuit.com

Excellent Integrated System Limited

Stocking Distributor

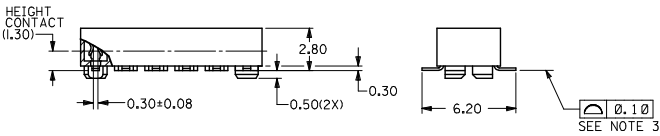
Click to view price, real time Inventory, Delivery & Lifecycle Information:

[Molex Connector Corporation](#)
[0872631023](#)

For any questions, you can email us directly:
sales@integrated-circuit.com

Contact us: sales@integrated-circuit.com Website: www.integrated-circuit.com

CKT. SIZE	DIM. A	DIM. B
4	2.00	4.00
6	4.00	6.00
8	6.00	8.00
10	8.00	10.00
12	10.00	12.00
14	12.00	14.00
16	14.00	16.00
18	16.00	18.00
20	18.00	20.00
22	20.00	22.00
24	22.00	24.00
26	24.00	26.00
28	26.00	28.00
30	28.00	30.00
32	30.00	32.00
34	32.00	34.00
36	34.00	36.00
38	36.00	38.00
40	38.00	40.00
42	40.00	42.00
44	42.00	44.00



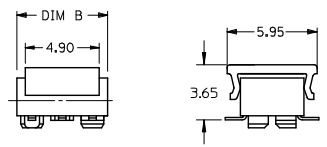
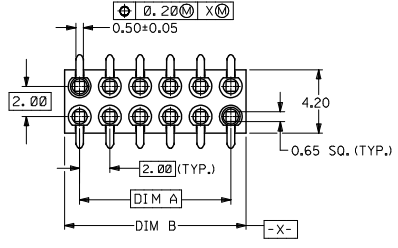
PART NO. LEGEND

87263 - * * * *

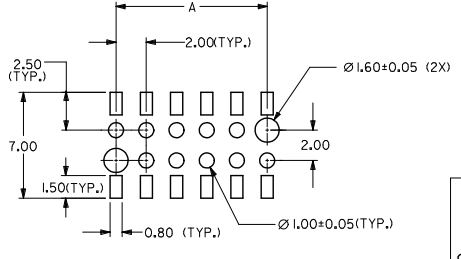
CIRCUIT SIZE

PLATING OPTION
 3 - 0.38um MIN. GOLD
 5 - 0.76um MIN. GOLD
 6 - (0.13-0.38)um GOLD FLASH

PACKAGING
 0 - W/CAP IN TUBE (SEE SHEET 2)
 2 - W/O CAP IN TUBE (SEE SHEET 2)
 8 - W/O CAP IN TAPE & REEL (SEE SHEET 3)
 9 - W/CAP IN TAPE & REEL (SEE SHEET 3)



PARTS TO BE PACK WITH CAP (12 CKT SHOWN)



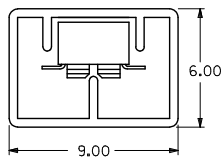
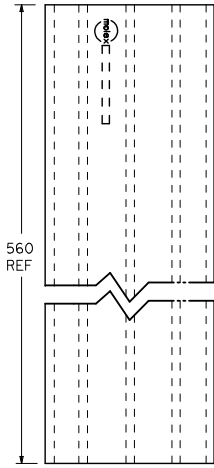
RECOMMENDED SOLDER PAD DESIGN

NOTES:

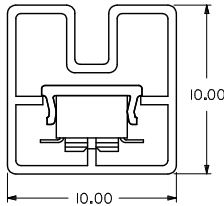
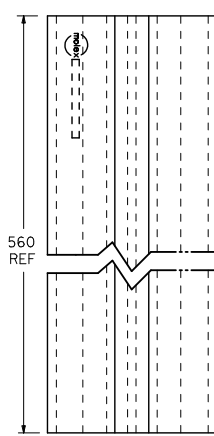
- FOR ILLUSTRATION PURPOSES, DRAWINGS SHOWS PART WITH 12 CIRCUIT SIZE
- PLATING:
POST PLATING - SELECTIVE GOLD (SEE LEGEND) AT CONTACT AREA, AND 1.27um MIN. SELECTIVE TIN AT SOLDER AREA BOTH OVER 1.27um MIN. NICKEL OVERALL
- CO-PLANARITY OF P.C TAIL TO BE MEASURED BY RESTING THE PART ON A FLAT GAGE SURFACE.
- PRODUCT SPECIFICATION PS-87263 APPLIES
- CAP: HIGH TEMPERATURE THERMOPLASTIC, UL RATED 94V-0, SUITABLE FOR SURFACE-MOUNT SOLDERING PROCESS.
COLOR: BLACK
- POSITION OF CAP TO BE CENTRAL WITH RESPECT TO DIMENSION 'A'
- CONTACT FACTORY FOR DETAIL ON THIS PART NO.
- PARTS SHALL BE PACKED IN MOISTURE BARRIER BAG
- P/N 87263-3686 TO BE PACKED IN EMBOSSED TAPE TYPE B1
- PACKAGING SPECIFICATION FOR TAPE AND REEL: PK-87263-300

ADD NOTE 10 EC. NO: S2016-1073 DRAWN BY: 2015/11/03 CHKD: SCHOONG 2016/06/03 APPR: KILLIN 2016/06/06	QUALITY SYMBOLS	GENERAL TOLERANCES (UNLESS SPECIFIED)		DIMENSION STYLE		SCALE NTS	DESIGN UNITS METRIC	THIRD ANGLE PROJECTION
		mm	INCH	MM ONLY	DATE			
REV J11	∇=0	4 PLACES ±---	±---	DRAWN BY	JDK	DATE	1991/01/11	MGRID, B/ENTRY RECEPT. 2.80MM HT. W/LOC. PEGS W/CAP. SMT molex DOCUMENT NO. SD-87263-**2* SHEET NO. 1 OF 4
	∇=0	3 PLACES ±---	±---	CHECKED BY	MLAI	DATE	1991/01/11	
	∇=0	2 PLACES ±0.20	±---	APPROVED BY	MLONG	DATE	2010/03/19	
	∇=0	1 PLACE ±---	±---	MATERIAL NO.	SEE TABLE			
		0 PLACE ±	±	ANGULAR ± 3 °		DRAFT WHERE APPLICABLE MUST REMAIN WITHIN DIMENSIONS		INCORPORATED AND SHOULD NOT BE USED WITHOUT WRITTEN PERMISSION

Contact us: sales@integrated-circuit.com Website: www.integrated-circuit.com



P/N 87263-**-2*

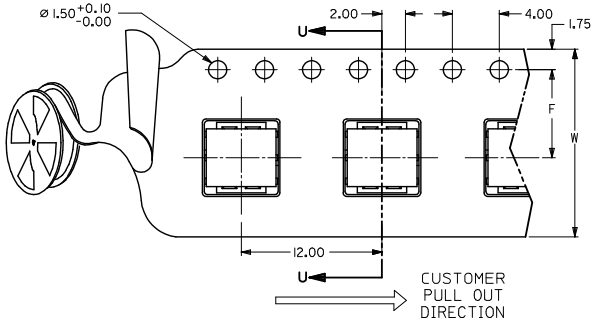


P/N 87263-**-0*

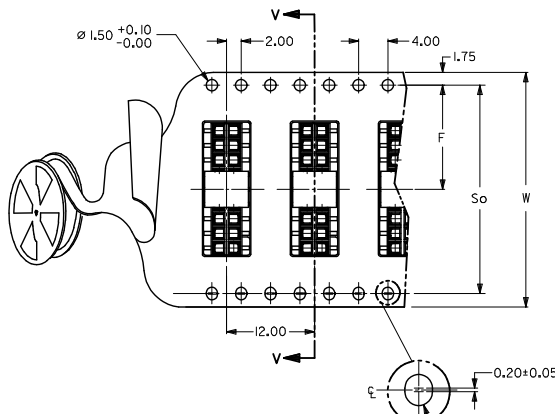
CKT. SIZE	PART NO. FOR PARTS WITHOUT CAP	PART NO. FOR PARTS WITH CAP
4	87263-042*	87263-040*
6	87263-062*	87263-060*
8	87263-082*	87263-080*
10	87263-102*	87263-100*
12	87263-122*	87263-120*
14	87263-142*	87263-140*
16	87263-162*	87263-160*
18	87263-182*	87263-180*
20	87263-202*	87263-200*
22	87263-222*	87263-220*
24	87263-242*	87263-240*
26	87263-262*	87263-260*
28	87263-282*	87263-280*
30	87263-302*	87263-300*
32	87263-322*	87263-320*
34	87263-342*	87263-340*
36	87263-362*	87263-360*
38	87263-382*	87263-380*
40	87263-402*	87263-400*
42	87263-422*	87263-420*
44	87263-442*	87263-440*

SEE SHEET 1 IEC NO: S2016-1073 DRAWN: GEMARLY 2015/11/03 CHKD: SCHEONG 2016/06/03 APPR: KILIM 2016/06/06 REV. DESCRIPTION	QUALITY SYMBOLS	GENERAL TOLERANCES (UNLESS SPECIFIED)	DIMENSION STYLE	SCALE	DESIGN UNITS	THIRD ANGLE PROJECTION																	
	$\nabla=0$ $\nabla=0$ $\nabla=0$	<table border="1"> <tr><th colspan="2">mm</th><th>INCH</th></tr> <tr><td>4 PLACES</td><td>±---</td><td>±---</td></tr> <tr><td>3 PLACES</td><td>±---</td><td>±---</td></tr> <tr><td>2 PLACES</td><td>±0.20</td><td>±---</td></tr> <tr><td>1 PLACE</td><td>±---</td><td>±---</td></tr> <tr><td>0 PLACE</td><td>±</td><td>±</td></tr> </table>	mm		INCH		4 PLACES	±---	±---	3 PLACES	±---	±---	2 PLACES	±0.20	±---	1 PLACE	±---	±---	0 PLACE	±	±	MM ONLY	NTS
	mm		INCH																				
	4 PLACES	±---	±---																				
3 PLACES	±---	±---																					
2 PLACES	±0.20	±---																					
1 PLACE	±---	±---																					
0 PLACE	±	±																					
ANGULAR ± 3° DRAFT WHERE APPLICABLE MUST REMAIN WITHIN DIMENSIONS	DRAWN BY: JDK DATE: 1991/01/11 CHECKED BY: MLAI DATE: 1991/01/11 APPROVED BY: MLONG DATE: 2010/03/19	TITLE	MGRID, B/ENTRY RECEPT. 2.80MM HT. W/LOC. PEGS W/CAP. SMT		DOCUMENT NO. SD-87263-**-2*																		
MATERIAL NO. SEE TABLE SIZE: A3 THIS DRAWING CONTAINS INFORMATION THAT IS PROPRIETARY TO MOLEX INCORPORATED AND SHOULD NOT BE USED WITHOUT WRITTEN PERMISSION	molex SHEET NO. 2 OF 4																						

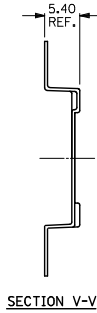
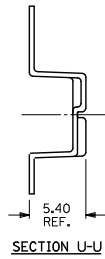
Contact us: sales@integrated-circuit.com Website: www.integrated-circuit.com



PART NO. 87263-***9* (CKTS 04 TO 14)
SINGLE SPROCKET HOLE T/REEL - TYPE A



PART NO. 87263-***9* (CKTS 16 TO 40)
DOUBLE SPROCKET HOLE T/REEL - TYPE B



PART NO. FOR PARTS WITHOUT CAP IN T/REEL	PART NO. FOR PARTS WITH CAP IN T/REEL	CKT. SIZE	F	So	W	T/REEL TYPE
87263-048*	87263-049*	4	11.5	-	24	A
87263-068*	87263-069*	6	11.5	-	24	
87263-088*	87263-089*	8	11.5	-	24	
87263-108*	87263-109*	10	11.5	-	24	
87263-128*	87263-129*	12	11.5	-	24	
87263-148*	87263-149*	14	11.5	-	24	
87263-168*	87263-169*	16	11.5	-	24	
87263-188*	87263-189*	18	14.2	28.4	32	
87263-208*	87263-209*	20	20.2	40.4	44	
87263-228*	87263-229*	22	20.2	40.4	44	
87263-248*	87263-249*	24	20.2	40.4	44	
87263-268*	87263-269*	26	20.2	40.4	44	
87263-288*	87263-289*	28	20.2	40.4	44	
87263-308*	87263-309*	30	20.2	40.4	44	
87263-328*	87263-329*	32	26.2	52.4	56	
87263-348*	87263-349*	34	-	-	-	
87263-368*	87263-369*	36	26.2	52.4	56	
87263-388*	87263-389*	38	-	-	-	
87263-408*	87263-409*	40	-	-	-	
87263-3686	-	36	26.2	52.4	56	B1

NOTES:

- LEADER AND TRAILER TAPE
160 MIN. TOP TAPE TRAILER
390 MIN. TOP TAPE
160 MIN. TAIL PART (EMPTY)
230 MIN. LEADER PART (EMPTY)
COMPONENT
- PEELING OFF FORCE OF THE TOP TAPE: 20-80gf.
(PEELING DIRECTION AS SHOWN IN FOLLOWING FIGURE)
15° MAX.
PULL OUT DIRECTION
- PACKAGING STANDARD IS AS PER EIA-481.
- TAPE & REEL QUANTITY: EMBOSSED TYPE A & B = 1000PCS/REEL
EMBOSSED TYPE B1 = 900PCS/REEL
- THE TAPE IS TREATED FOR ANTI-STATIC.

SEE SHEET 1 EC NO. S2016-1073 DRAWN BY: 2015/11/03 CHYK-SCHONG 2016/06/03 APPR: KILIM 2016/06/06	QUALITY SYMBOLS √=0 ∇=0 ∇=0	GENERAL TOLERANCES (UNLESS SPECIFIED) mm INCH 4 PLACES ± --- ± --- 3 PLACES ± --- ± --- 2 PLACES ± 0.20 ± --- 1 PLACE ± --- ± --- 0 PLACE ± ± ANGULAR ± 3 ° DRAFT WHERE APPLICABLE MUST REMAIN WITHIN DIMENSIONS	DIMENSION STYLE MM ONLY DRAWN BY: DATE JOK 1991/01/11 CHECKED BY: DATE MLAI 1991/01/11 APPROVED BY: DATE MLONG 2010/03/19	SCALE NTS DESIGN UNITS METRIC THIRD ANGLE PROJECTION	TITLE MGRID, B/ENTRY RECEPT. 2.80MM HT. W/LOC. PEGS W/CAP, SMT molex DOCUMENT NO. SD-87263-***2* SHEET NO. 3 OF 4

