



**Distributor of Molex Connector Corporation: Excellent Integrated System Limited**  
Datasheet of 0387206323 - Connector Barrier Block Strip 23 Circuit 0.375" (9.53mm)

Contact us: [sales@integrated-circuit.com](mailto:sales@integrated-circuit.com) Website: [www.integrated-circuit.com](http://www.integrated-circuit.com)

---

## **Excellent Integrated System Limited**

Stocking Distributor

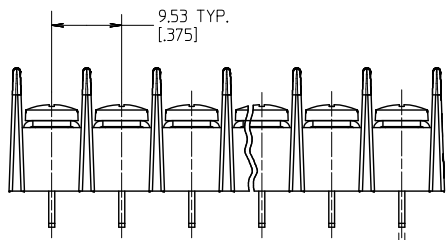
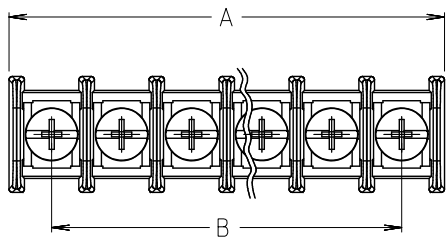
Click to view price, real time Inventory, Delivery & Lifecycle Information:

[Molex Connector Corporation](#)  
[0387206323](#)

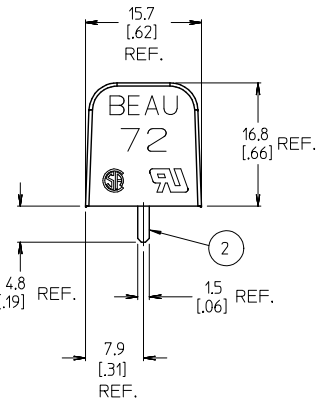
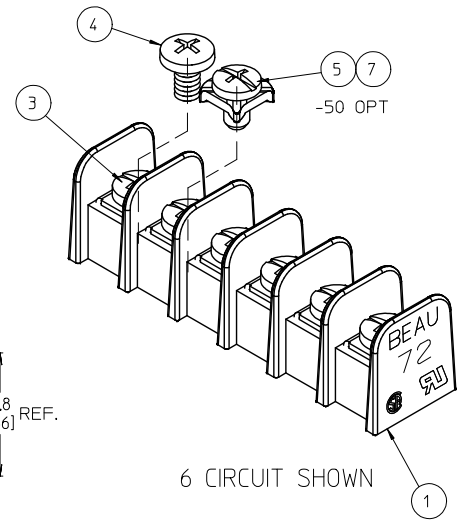
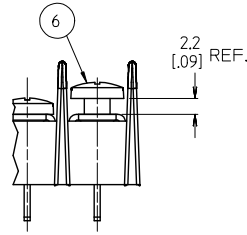
For any questions, you can email us directly:

[sales@integrated-circuit.com](mailto:sales@integrated-circuit.com)

10 9 8 7 6 5 4 3 2 38720



WIRE READY OPT -47



- NOTES:
1. MATERIAL: SEE TABLE
  2. FINISHES: SEE TABLE
  3. ELECTRICAL SPECIFICATIONS  
VOLTAGE RATING: 300V AC/DC  
CURRENT RATING: 15 AMPS (BINDING HD SCREW) REF.  
CURRENT RATING: 25 AMPS (WIRE CLAMP SCREW -50 OPT)
  4. WIRE RANGE: 14-22 AWG FOR BINDING HD., 12-22 AWG FOR -50 OPT
  5. SCREW TIGHTENING TORQUE: 12 IN LBS.
  6. WIRE STRIP: 7.9mm (.31 IN)
  7. OPERATING TEMP: -40°C TO +100°C
  4. PRODUCT SPEC: PS-38710-001
  5. XX REFERS TO NUMBER OF CIRCUITS

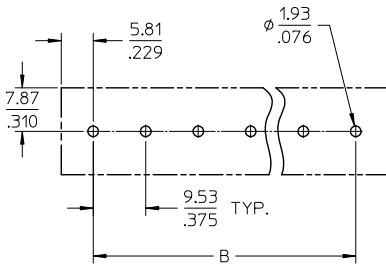
ⓑ REF. THIS DRAWING SUPERSEDES CADKEY DOC SD-38720-002, REV-A

ITEM	QTY	DESCRIPTION	MATERIAL	FINISH	REV	DESCRIPTION	QUALITY SYMBOLS	GENERAL TOLERANCES (UNLESS SPECIFIED)	DIMENSION STYLE	SCALE	DESIGN UNITS	THIRD ANGLE PROJECTION
7	XX	6-32 PHSL SCR W/WSHR, NOKROM (-50-92 OPT)	STEEL	ZINC/NOKROM PLATED		REVISIONS & REVISED	▽=0	4 PLACES ± .005 ± .005	MM/IN	1:10	INCH	THIRD ANGLE PROJECTION
6	XX	6-32 BHD PHIL-SLOT SCR, WRD (-47 OPTION)	BRASS	NICKEL PLATED		REVISED	▽=0	3 PLACES ± .005 ± .005				
5	XX	6-32 PHSL SCR W/WSHR (-50 OPTION)	STEEL	ZINC PLATED		2016/01/11		2 PLACES ± .005 ± .01				
4	XX	6-32 BHD PHIL-SLOTTED SCREW (-49 OPTION)	BRASS	NICKEL PLATED		2016/01/14		1 PLACE ± 0.3 ± .005				
3	XX	6-32 SCREW PHIL-SLOTTED (STANDARD)	STEEL	ZINC PLATED		2016/01/13		0 PLACE ± .005 ± .005				
2	XX	TERMINAL	BRASS	TIN PLATED				ANGULAR ± 1°				
1	1	BARRIER	PBT	BLACK				DRAFT WHERE APPLICABLE MUST REMAIN WITHIN DIMENSIONS				
								MATERIAL NO. SEE SHEET 2		DOCUMENT NO. SD-38720-002		SHEET NO. 1 OF 2
<p>THIS DRAWING CONTAINS INFORMATION THAT IS PROPRIETARY TO MOLEX INCORPORATED AND SHOULD NOT BE USED WITHOUT WRITTEN PERMISSION</p>												

10 9 8 7 6 5 4 3 2 38720

MATERIAL NO. (OPT -C-50-92)	MATERIAL NO. (OPT -C,-47)	MATERIAL NO. (OPT -C,-50)	MATERIAL NO. (OPT -C,-49)	MATERIAL NO. (OPT -C)	MATERIAL NO. (INSULATOR)	NUMBER OF CIRCUITS "XX"	DIM. TOL "A" 0.25/[+0.10]	DIM. "B"
	38720-8102	38720-7502	38720-6902	38720-6302	38728-0035	02	21.1 [8.3]	9.53 [3.75]
38729-1348	38720-8103	38720-7503	38720-6903	38720-6303	38728-0036	03	30.7 [12.1]	19.05 [7.50]
38729-1349	38720-8104	38720-7504	38720-6904	38720-6304	38728-0037	04	40.1 [15.8]	28.58 [1.125]
38729-1350	38720-8105	38720-7505	38720-6905	38720-6305	38728-0038	05	49.8 [19.6]	38.10 [1.500]
	38720-8106	38720-7506	38720-6906	38720-6306	38728-0039	06	59.2 [2.33]	47.63 [1.875]
	38720-8107	38720-7507	38720-6907	38720-6307	38728-0040	07	68.8 [2.71]	57.15 [2.250]
	38720-8108	38720-7508	38720-6908	38720-6308	38728-0041	08	78.3 [3.08]	66.68 [2.625]
	38720-8109	38720-7509	38720-6909	38720-6309	38728-0042	09	87.8 [3.46]	76.20 [3.000]
	38720-8110	38720-7510	38720-6910	38720-6310	38728-0043	10	97.3 [3.83]	85.73 [3.375]
38729-1495	38720-8111	38720-7511	38720-6911	38720-6311	38728-0044	11	106.9 [4.21]	95.25 [3.750]
38729-1351	38720-8112	38720-7512	38720-6912	38720-6312	38728-0045	12	116.3 [4.58]	104.78 [4.125]
	38720-8113	38720-7513	38720-6913	38720-6313	38728-0046	13	126.0 [4.96]	114.30 [4.500]
38729-1346	38720-8114	38720-7514	38720-6914	38720-6314	38728-0047	14	135.3 [5.33]	123.83 [4.875]
38729-1352	38720-8115	38720-7515	38720-6915	38720-6315	38728-0048	15	145.0 [5.71]	133.35 [5.250]
38729-1353	38720-8116	38720-7516	38720-6916	38720-6316	38728-0049	16	154.4 [6.08]	142.88 [5.625]
	38720-8117	38720-7517	38720-6917	38720-6317	38728-0050	17	164.1 [6.46]	152.40 [6.000]
	38720-8118	38720-7518	38720-6918	38720-6318	38728-0051	18	173.5 [6.83]	161.93 [6.375]
	38720-8119	38720-7519	38720-6919	38720-6319	38728-0052	19	183.1 [7.21]	171.45 [6.750]
	38720-8120	38720-7520	38720-6920	38720-6320	38728-0053	20	192.5 [7.58]	180.98 [7.125]
38729-1347	38720-8121	38720-7521	38720-6921	38720-6321	38728-0054	21	202.2 [7.96]	190.50 [7.500]
	38720-8122	38720-7522	38720-6922	38720-6322	38728-0055	22	211.6 [8.33]	200.03 [7.875]
	38720-8123	38720-7523	38720-6923	38720-6323	38728-0056	23	221.2 [8.71]	209.55 [8.250]
	38720-8124	38720-7524	38720-6924	38720-6324	38728-0057	24	230.6 [9.08]	219.08 [8.625]
	38720-8125	38720-7525	38720-6925	38720-6325	38728-0058	25	240.3 [9.46]	228.60 [9.000]
	38720-8126	38720-7526	38720-6926	38720-6326	38728-0059	26	249.6 [9.83]	238.13 [9.375]

PTH PATTERN



ADD PARTS TO TABLE FILE NO. P-037016-0979 DRAWN BY: RSTONE 2016/01/11 CHECKED BY: MZIELINSKI 2016/01/14 APPROVED BY: BRUPERT 2016/01/13	QUALITY SYMBOLS ▽=0 ▽=0	GENERAL TOLERANCES (UNLESS SPECIFIED)		DIMENSION STYLE MM/IN		SCALE 1:1	DESIGN UNITS INCH	THIRD ANGLE PROJECTION	
		4 PLACES ± .005 ± .005	3 PLACES ± .005 ± .005	2 PLACES ± .005 ± .005	1 PLACE ± .005 ± .005	DRAWN BY: RSTONE DATE: 2016/01/11	TITLE: 9.53MM [3.75] SR BTS PC ASSY, NO MTG		
		0 PLACE ± .005 ± .005	ANGULAR ± 1°		DRAFT WHERE APPLICABLE MUST REMAIN WITHIN DIMENSIONS		CHECKED BY: MZIELINSKI DATE: 2016/01/14	molex	
		MATERIAL NO. -		DOCUMENT NO. SD-38720-002		SHEET NO. 2 OF 2		THIS DRAWING CONTAINS INFORMATION THAT IS PROPRIETARY TO MOLEX INCORPORATED AND SHOULD NOT BE USED WITHOUT WRITTEN PERMISSION	

9 8 7 6 5 4 3 2 1