


## Excellent Integrated System Limited

Stocking Distributor

Click to view price, real time Inventory, Delivery & Lifecycle Information:

[Bourns Inc.](#)  
[3296X-OT1-201](#)

For any questions, you can email us directly:  
[sales@integrated-circuit.com](mailto:sales@integrated-circuit.com)



**Features**

- 3/8 " Square/ Multiturn / Cermet Industrial / Sealed
- Designed for operational amplifier offset voltage adjustment applications
- Reduces power supply drift errors
- Unique center tapped trimming potentiometer



Model 3296-OT1 is obsolete and not recommended for new designs.

- Vertical and horizontal adjust types available
- Mounting hardware available
- RoHS compliant\* version available
- For trimmer applications/processing guidelines, [click here](#)

**3296-OT1 - 3/8 " Square Trimpot® Trimming Potentiometer**

**Electrical Characteristics**

Standard Resistance Range (Pin 1 to Pin 3)  
 ..... 100 ohms to 1 megohm (see standard resistance table)  
 Resistance Tolerance ..... ±20 % std.  
 Absolute Minimum Resistance ..... 2 ohms max.  
 Voltage Output Variation ..... +0.25 %  
 Adjustability (VR) ..... ±0.025 %  
 Insulation Resistance ..... 500 vdc. 1,000 megohms min.  
 Dielectric Strength  
 Sea Level ..... 900 vac  
 70,000 Feet ..... 350 vac  
 Effective Electrical Travel, Nom. .... 25 turns  
 Center Tap Resistance ..... 2 ohms max.  
 Center Tap Electrical Center ..... ±5 %  
 Center Tap Dead Band ..... 0.5 turn

**Environmental Characteristics**

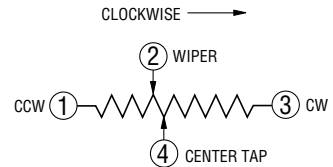
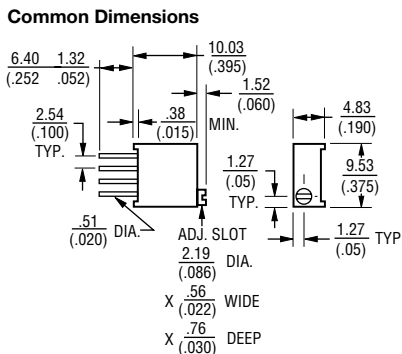
Power Rating  
 70 °C ..... 0.5 watt  
 125 °C ..... 0 watt  
 Temperature Range ... -55 °C to +125 °C  
 Temperature Stability (ΔVR) ..... ±0.5 % max.  
 Seal Test ..... 85 °C Fluorinert†  
 Humidity ..... MIL-STD-202 Method 103 96 hours ..... 10 megohms min.  
 Vibration, 20 G ..... ±1 % ΔTR  
 Shock, 100 G ..... ±1 % ΔTR  
 Load Life, 1,000 Hours ..... ±3 % ΔTR  
 Rotational Life, 200 cycles .... ±4 % ΔTR

**Physical Characteristics**

Torque ..... 3.0 oz-in. max.  
 Mechanical Stops ..... Wiper idles  
 Terminals ..... Solderable pins  
 Weight ..... 0.03 oz.  
 Marking ..... Manufacturer's trademark, resistance code, wiring diagram, date code, manufacturer's model number and style  
 Flammability ..... U.L. 94V-0  
 Standard Packaging ..... 50 pcs. per tube/tray  
 Adjustment Tool ..... H-90

Also see Model 3386-OT1.

**Product Dimensions**



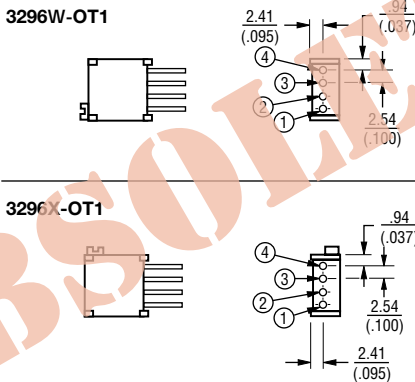
DIMENSIONS: MM (INCHES)  
 TOLERANCES: ± 0.25 (0.010) EXCEPT WHERE NOTED

**Standard Resistance Table**

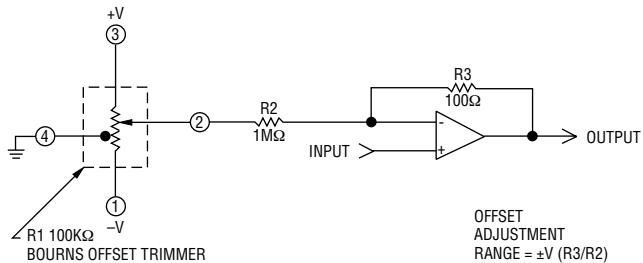
Resistance (Ohms)	Resistance Code
100	101
200	201
500	501
<b>1,000</b>	<b>102</b>
<b>2,000</b>	<b>202</b>
<b>5,000</b>	<b>502</b>
<b>10,000</b>	<b>103</b>
<b>20,000</b>	<b>203</b>
50,000	503
100,000	104
200,000	204
500,000	504
1,000,000	105

Popular values listed in boldface. Special resistances available.

Shaded areas typically not stocked by distributors and not recommended for new designs.

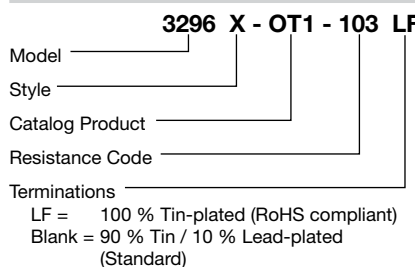


**Suggested Offset Voltage Adjustment Circuit**



OFFSET ADJUSTMENT RANGE = ±V (R3/R2)

**How To Order**



REV. 10/11

\*RoHS Directive 2002/95/EC Jan 27, 2003 including Annex. "Trimpot" is a registered trademark of Bourns, Inc. †"Fluorinert" is a registered trademark of 3M Co. Specifications are subject to change without notice. Customers should verify actual device performance in their specific applications.