

Excellent Integrated System Limited

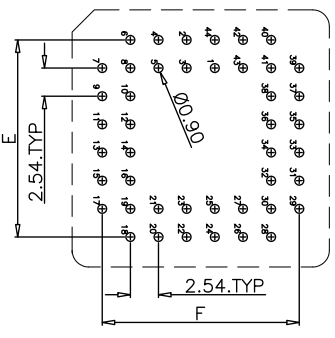
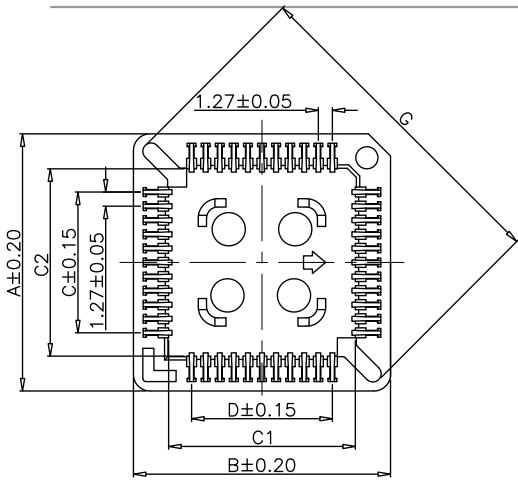
Stocking Distributor

Click to view price, real time Inventory, Delivery & Lifecycle Information:

[CNC Tech](#)
[231-44](#)

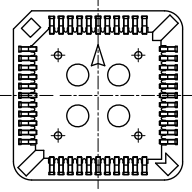
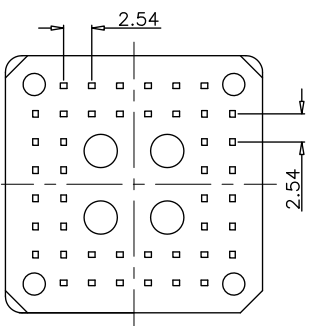
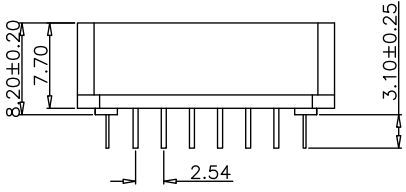
For any questions, you can email us directly:

sales@integrated-circuit.com



Recommended PCB BOARD LAYOUT

NOTES:
 SPECIFICATIONS:
 CURRENT RATING:1 AMP.
 VOLTAGE:250V AC/DC MAX.
 DIELECTRIC WITHSTANDING:500VAC FOR ONE MINUTE.
 CONTACT RESISTANCE:30mΩ (MAX).
 INSULATION RESISTANCE:1000MΩ (MIN).
 OPERATING TEMPERATURE:-55°C+105°C
 RETENTION FORCE:0.30KG PER PIN (MIN).
 MATERIALS:
 BODY: PBT+30%GF UL 94V-0
 COVER: PBT+30%GF UL 94V-0
 CONTACTS:PHOSOR BRONZE.
 CONTACT PLATING TIN/GOLD



44P 圖示

NO OF CONTACT	A	B	C	D	E	F	G	C1	C2
20	15.66	15.66	5.08	5.08	10.16	10.16	18.48	9.37	9.37
28	18.20	18.20	7.62	7.62	12.70	12.70	22.11	11.91	11.91
32	18.20	20.74	7.62	10.16	15.24	12.70	23.90	14.45	11.91
44	23.28	23.28	12.70	12.70	17.78	17.78	29.23	16.99	16.99
52	25.82	25.82	15.24	15.24	20.32	20.32	32.85	19.53	19.53
68	30.90	30.90	20.32	20.32	25.40	25.40	40.03	24.61	24.61
84	35.98	35.98	25.40	25.40	30.48	30.48	47.21	29.69	29.69

13/08/13	JF		NEW DWG	A0	
DATE	DR.BY	ECN.NO.	DESCRIPTION	MARK	VER.

-TOLERANCES- UNLESS OTHERWISE SPECIFIED 公差參考表		CnC Tech LLC			
X.X	±0.30	X.X'	±3.0'	APPD:	TITLE: PLCC 0.25 DIP180度 44PIN 成品
X.XX	±0.15	X.XX'	±1.0'	CHECK:	PRODUCT NO: 231-XX
X.XXX	±0.10	X.XXX'	±0.5'	DRAW:	DATE SCALE UNIT TYPE PAGE
					2013.08.13 1:1 mm CD 1 / 1