



**Distributor of Phoenix Contact: Excellent Integrated System Limited**

Datasheet of 2716033 - Connector Barrier Block Strip 3 Circuit

Contact us: [sales@integrated-circuit.com](mailto:sales@integrated-circuit.com) Website: [www.integrated-circuit.com](http://www.integrated-circuit.com)

---

## **Excellent Integrated System Limited**

Stocking Distributor

Click to view price, real time Inventory, Delivery & Lifecycle Information:

[Phoenix Contact](#)  
[2716033](#)

For any questions, you can email us directly:

[sales@integrated-circuit.com](mailto:sales@integrated-circuit.com)




Extract from the online catalog

## G 5/ 3

Order No.: 2716033

The illustration shows a combination of versions G 5/2, G 5/3 and G 5/4



<http://eshop.phoenixcontact.de/phoenix/treeViewClick.do?UID=2716033>

Device terminal block, for direct mounting, 3-pos.

### Commercial data

EAN	4017918061777
Pack	50 pcs.
Customs tariff	85369010
Weight/Piece	0.023025 KG
Catalog page information	Page 442 (CL-2009)

### Product notes

WEEE/RoHS-compliant since:  
01/01/2003



<http://www.download.phoenixcontact.com>  
Please note that the data given here has been taken from the online catalog. For comprehensive information and data, please refer to the user documentation. The General Terms and Conditions of Use apply to Internet downloads.

### Technical data

#### General

Number of levels	1
Number of connections	6
Color	gray
Insulating material	PA
Inflammability class acc. to UL 94	V2

G 5/ 3 Order No.: 2716033

<http://eshop.phoenixcontact.de/phoenix/treeViewClick.do?UID=2716033>
**Dimensions**

Length	22 mm
Width	31 mm

**Technical data**

Rated surge voltage	6 kV
Pollution degree	3
Surge voltage category	III
Insulating material group	I
Connection in acc. with standard	IEC 60947-7-1/IEC 60998
Nominal current $I_N$	32 A
Nominal voltage $U_N$	500 V

**Connection data**

Conductor cross section solid min.	0.2 mm <sup>2</sup>
Conductor cross section solid max.	4 mm <sup>2</sup>
Conductor cross section stranded min.	0.2 mm <sup>2</sup>
Conductor cross section stranded max.	4 mm <sup>2</sup>
Conductor cross section AWG/kcmil min.	24
Conductor cross section AWG/kcmil max	12
Conductor cross section stranded, with ferrule without plastic sleeve min.	0.25 mm <sup>2</sup>
Conductor cross section stranded, with ferrule without plastic sleeve max.	4 mm <sup>2</sup>
Conductor cross section stranded, with ferrule with plastic sleeve min.	0.25 mm <sup>2</sup>
Conductor cross section stranded, with ferrule with plastic sleeve max.	2.5 mm <sup>2</sup>
2 conductors with same cross section, solid min.	0.2 mm <sup>2</sup>
2 conductors with same cross section, solid max.	1.5 mm <sup>2</sup>
2 conductors with same cross section, stranded min.	0.2 mm <sup>2</sup>
2 conductors with same cross section, stranded max.	1.5 mm <sup>2</sup>
2 conductors with same cross section, stranded, ferrules without plastic sleeve, min.	0.25 mm <sup>2</sup>
2 conductors with same cross section, stranded, ferrules without plastic sleeve, max.	1.5 mm <sup>2</sup>
2 conductors with same cross section, stranded, TWIN ferrules with plastic sleeve, min.	0.5 mm <sup>2</sup>

G 5/ 3 Order No.: 2716033

<http://eshop.phoenixcontact.de/phoenix/treeViewClick.do?UID=2716033>

2 conductors with same cross section, stranded, TWIN ferrules with plastic sleeve, max.	1 mm <sup>2</sup>
Type of connection	Screw connection
Stripping length	8 mm
Internal cylindrical gage	A3
Screw thread	M3
Tightening torque, min	0.6 Nm
Tightening torque max	0.8 Nm

### Certificates / Approvals



Certification

CSA, CUL, GL, GOST, NK, PRS, UL

#### CSA

Nominal voltage U <sub>N</sub>	300 V
Nominal current I <sub>N</sub>	30 A
AWG/kcmil	28-10

#### CUL

Nominal voltage U <sub>N</sub>	300 V
Nominal current I <sub>N</sub>	30 A
AWG/kcmil	26-10

#### UL

Nominal voltage U <sub>N</sub>	300 V
Nominal current I <sub>N</sub>	30 A
AWG/kcmil	26-10

### Accessories

Item	Designation	Description
<b>General</b>		
2720032	WS-G5/3	Warning plate, for the device terminal block G 5, completely covers the surface of the terminal block, 3-pos.

G 5/ 3 Order No.: 2716033

<http://eshop.phoenixcontact.de/phoenix/treeViewClick.do?UID=2716033>

**Marking**

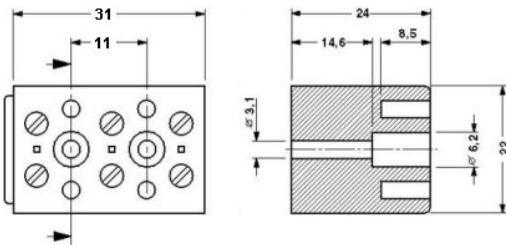
1401404	BN WH	Marker pin, unprinted: for individual labeling with M-PEN, lettering field size: 4 x 4 mm
---------	-------	---

**Tools**

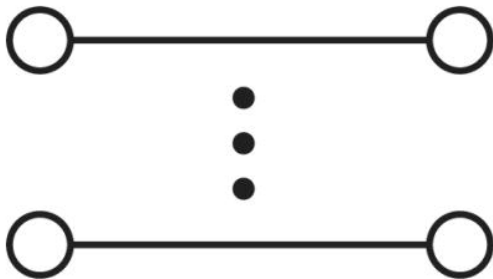
1205053	SZS 0,6X3,5	Screwdriver, bladed, matches all screw terminal blocks up to 4.0 mm <sup>2</sup> connection cross section, blade: 0.6 x 3.5 mm, without VDE approval
---------	-------------	--

**Diagrams/Drawings**

Dimensioned drawing



Circuit diagram



G 5/ 3 Order No.: 2716033

<http://eshop.phoenixcontact.de/phoenix/treeViewClick.do?UID=2716033>

---

**Address**

PHOENIX CONTACT Deutschland GmbH  
Flachsmarktstr. 8  
32825 Blomberg, Germany  
Phone +49 5235 3 12000  
Fax +49 5235 3 41200  
<http://www.phoenixcontact.de>



© 2010 Phoenix Contact  
Technical modifications reserved;