

Excellent Integrated System Limited

Stocking Distributor

Click to view price, real time Inventory, Delivery & Lifecycle Information:

[Phoenix Contact](#)
[3118012](#)

For any questions, you can email us directly:


sales@integrated-circuit.com



Extract from the online catalog

UK-SI

Order No.: 3118012



<http://eshop.phoenixcontact.de/phoenix/treeViewClick.do?UID=3118012>

Fuse terminal block for cartridge fuse inserts 5 x 20 and 5 x 25, cross section: 0.2 - 4 mm², width: 8.2 mm, color: black

Commercial data

| | |
|--------------------------|--------------------|
| EAN | 4017918092856 |
| Pack | 50 pcs. |
| Customs tariff | 85369010 |
| Weight/Piece | 0.017896 KG |
| Catalog page information | Page 376 (CL-2009) |

Product notes

WEEE/RoHS-compliant since:
01/01/2003



<http://www.download.phoenixcontact.com>
Please note that the data given here has been taken from the online catalog. For comprehensive information and data, please refer to the user documentation. The General Terms and Conditions of Use apply to Internet downloads.

Technical data

General

| | |
|------------------------------------|-------|
| Number of levels | 1 |
| Number of connections | 2 |
| Color | black |
| Insulating material | PA |
| Inflammability class acc. to UL 94 | V0 |

UK-SI Order No.: 3118012

<http://eshop.phoenixcontact.de/phoenix/treeViewClick.do?UID=3118012>
Dimensions

| | |
|------------------|---------|
| Width | 8.2 mm |
| Length | 59.5 mm |
| Height NS 35/7,5 | 58 mm |
| Height NS 35/15 | 65.5 mm |
| Height NS 32 | 63 mm |

Technical data

| | |
|----------------------------------|--|
| Fuse | G / 5 x 20 / 5 x 25 |
| Fuse type | Glass |
| Rated surge voltage | 4 kV |
| Pollution degree | 3 |
| Surge voltage category | III |
| Insulating material group | I |
| Connection in acc. with standard | IEC 60947-7-3 |
| Nominal current I_N | 6.3 A |
| Nominal voltage U_N | 400 V (As a fuse terminal block) |
| | 400 V (As a disconnect terminal block) |

Connection data

| | |
|--|----------------------|
| Conductor cross section solid min. | 0.2 mm ² |
| Conductor cross section solid max. | 4 mm ² |
| Conductor cross section stranded min. | 0.2 mm ² |
| Conductor cross section stranded max. | 4 mm ² |
| Conductor cross section AWG/kcmil min. | 24 |
| Conductor cross section AWG/kcmil max | 12 |
| Conductor cross section stranded, with ferrule without plastic sleeve min. | 0.25 mm ² |
| Conductor cross section stranded, with ferrule without plastic sleeve max. | 4 mm ² |
| Conductor cross section stranded, with ferrule with plastic sleeve min. | 0.25 mm ² |
| Conductor cross section stranded, with ferrule with plastic sleeve max. | 4 mm ² |
| 2 conductors with same cross section, solid min. | 0.2 mm ² |
| 2 conductors with same cross section, solid max. | 1.5 mm ² |
| 2 conductors with same cross section, stranded min. | 0.2 mm ² |

UK-SI Order No.: 3118012

<http://eshop.phoenixcontact.de/phoenix/treeViewClick.do?UID=3118012>

| | |
|---|----------------------|
| 2 conductors with same cross section, stranded max. | 1.5 mm ² |
| 2 conductors with same cross section, stranded, ferrules without plastic sleeve, min. | 0.25 mm ² |
| 2 conductors with same cross section, stranded, ferrules without plastic sleeve, max. | 1.5 mm ² |
| 2 conductors with same cross section, stranded, TWIN ferrules with plastic sleeve, min. | 0.5 mm ² |
| 2 conductors with same cross section, stranded, TWIN ferrules with plastic sleeve, max. | 2.5 mm ² |
| Cross-section with insertion bridge, solid max. | 4 mm ² |
| Cross-section with insertion bridge, stranded max. | 4 mm ² |
| Type of connection | Screw connection |
| Stripping length | 9 mm |
| Internal cylindrical gage | A4 |
| Screw thread | M3 |
| Tightening torque, min | 0.6 Nm |
| Tightening torque max | 0.8 Nm |

Certificates / Approvals



Certification

CSA, CUL, GOST, UL

CSA

| | |
|-----------------------|-------|
| Nominal voltage U_N | 250 V |
| Nominal current I_N | 10 A |
| AWG/kcmil | 24-14 |

CUL

| | |
|-----------------------|-------|
| Nominal voltage U_N | 300 V |
| Nominal current I_N | 10 A |
| AWG/kcmil | 28-12 |

UL

| | |
|-----------------------|-------|
| Nominal voltage U_N | 300 V |
| Nominal current I_N | 10 A |
| AWG/kcmil | 28-12 |

UK-SI Order No.: 3118012

<http://eshop.phoenixcontact.de/phoenix/treeViewClick.do?UID=3118012>
Accessories

| Item | Designation | Description |
|------|-------------|-------------|
|------|-------------|-------------|

Assembly

| | | |
|---------|-------------------------------|--|
| 3022218 | CLIPFIX 35 | Snap-on end bracket, for 35 mm NS 35/7.5 or NS 35/15 DIN rail, can be fitted with Zack strip ZB 8 and ZB 8/27, terminal strip marker KLM 2 and KLM, width: 9.5 mm, color: gray |
| 1201442 | E/UK | End clamp, for assembly on NS 32 or NS 35/7,5 DIN rail |
| 1201028 | NS 32 AL UNPERF 2000MM | G rail 32 mm (NS 32) |
| 1201280 | NS 32 CU/120QMM UNPERF 2000MM | G-profile DIN rail, deep-drawn, material: Copper, unperforated, height 15 mm, width 32 mm, length 2 m |
| 1201358 | NS 32 CU/35QMM UNPERF 2000MM | G-profile DIN rail, material: Copper, unperforated, height 15 mm, width 32 mm, length 2 m |
| 1201002 | NS 32 PERF 2000MM | G-profile DIN rail, material: Steel, perforated, height 15 mm, width 32 mm, length 2 m |
| 1201015 | NS 32 UNPERF 2000MM | G-profile DIN rail, material: Steel, unperforated, height 15 mm, width 32 mm, length 2 m |
| 0801762 | NS 35/ 7,5 CU UNPERF 2000MM | DIN rail, material: Copper, unperforated, height 7.5 mm, width 35 mm, length: 2 m |
| 0801733 | NS 35/ 7,5 PERF 2000MM | DIN rail, material: Steel, galvanized and passivated with a thick layer, perforated, height 7.5 mm, width 35 mm, length: 2 m |
| 0801681 | NS 35/ 7,5 UNPERF 2000MM | DIN rail, material: Steel, unperforated, height 7.5 mm, width 35 mm, length: 2 m |
| 1201756 | NS 35/15 AL UNPERF 2000MM | DIN rail, deep-drawn, high profile, unperforated, 1.5 mm thick, material: Aluminum, height 15 mm, width 35 mm, length 2 m |
| 1201895 | NS 35/15 CU UNPERF 2000MM | DIN rail, material: Copper, unperforated, 1.5 mm thick, height 15 mm, width 35 mm, length: 2 m |
| 1201730 | NS 35/15 PERF 2000MM | DIN rail, material: Steel, perforated, height 15 mm, width 35 mm, length: 2 m |
| 1201714 | NS 35/15 UNPERF 2000MM | DIN rail, material: Steel, unperforated, height 15 mm, width 35 mm, length: 2 m |
| 1201798 | NS 35/15-2,3 UNPERF 2000MM | DIN rail, material: Steel, unperforated, 2.3 mm thick, height 15 mm, width 35 mm, length: 2 m |

Bridges

| | | |
|---------|-----------|--|
| 3118151 | EBS 2- 8 | Cross connector/bridge, Number of positions: 2, Color: gray |
| 3118148 | EBS 3- 8 | Cross connector/bridge, Number of positions: 3, Color: gray |
| 3118135 | EBS 10- 8 | Cross connector/bridge, Number of positions: 10, Color: gray |

Marking

| | | |
|---------|------------------|--|
| 1007235 | SBS 8:UNBEDRUCKT | Marker cards for modular terminal blocks, color: white |
|---------|------------------|--|

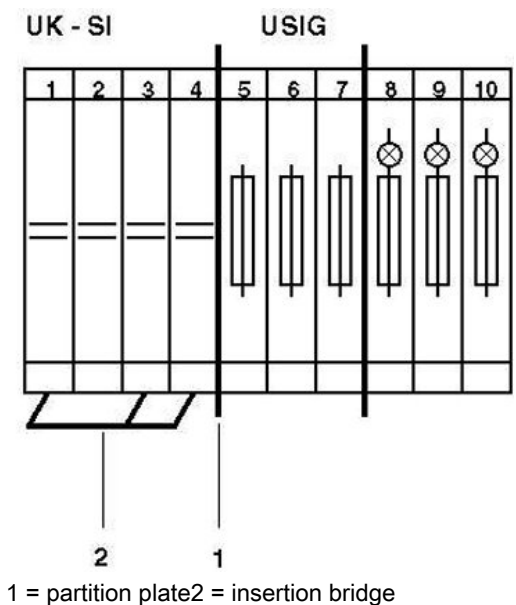
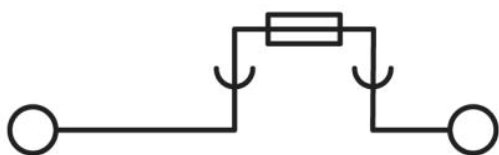
UK-SI Order No.: 3118012

<http://eshop.phoenixcontact.de/phoenix/treeViewClick.do?UID=3118012>

| | | |
|---------|-------------|---|
| 1050512 | ZB 8:SO/CMS | Zack strip, 10-section, divisible, special printing, marking according to customer requirements |
|---------|-------------|---|

Diagrams/Drawings

Circuit diagram



UK-SI Order No.: 3118012

<http://eshop.phoenixcontact.de/phoenix/treeViewClick.do?UID=3118012>

Address

PHOENIX CONTACT Inc., USA
586 Fulling Mill Road
Middletown, PA 17057, USA
Phone (800) 888-7388
Fax (717) 944-1625
<http://www.phoenixcon.com>



© 2010 Phoenix Contact
Technical modifications reserved;