

Excellent Integrated System Limited

Stocking Distributor

Click to view price, real time Inventory, Delivery & Lifecycle Information:

[Bel Fuse Inc.](#)
[BJ79-9](#)

For any questions, you can email us directly:
sales@integrated-circuit.com

RED INDICATES ORIGINAL

REV ECD		DESCRIPTION		3-001B		SH 1
REV	ECD	DESCRIPTION	DWN	APPROVED	DATE	
AJ	14493	FOR CHANGES SEE ECD	AAH	<i>[Signature]</i>	11/9/96	

DASH NO	CABLES ACCOMMODATED	ASSEMBLY REF
-7	TRC-50-2/TRC-75-2	TAI-188
-9	TWC-78-2/TWC-124-2	TAI-102
-23	250-3884, MICRODOT	TAI-189
-24	202-3934, MICRODOT	TAI-102
-24A	933045117, RAYCHEM	TAI-189
-25	1-4394, GENERAL	TAI-102
-25A	5021H5331, RAYCHEM	TAI-189
-26	7028A5519, RAYCHEM	TAI-189
-27	202-3927, MICRODOT	TAI-102
-29	TWC-78-1/TWC-124-1A	TAI-102
-30	761A, W.E. CO./8441, BELDEN	
-32	TRC-50-1	
-33	TRC-75-1	
-42	21-204, ESSEX 4463, CONSOLIDATED	TAI-189
-43	250-4044/250-4045 293-3930, MICRODOT	
-45	M27500-22T2T14 1100-552, STANDARD	
-47	N17/176-00002	TAI-102
-49	TNAC-78-1F2	
-55	89272, BELDEN	
-58	6C87521, GRUNMAN	TAI-189
-57	6C87520, GRUNMAN	TAI-102
-53	6C87524H, GRUNMAN	TAI-102
-59	6C87521J, GRUNMAN	TAI-189
-80	N17/177, THERMATICS 380-10045, BOWING	TAI-189
-84	7528A5314, RAYCHEM	

KEYING LETTER	A DEGREES	B DEGREES	C DEGREES	COLOR BAND
NONE	120°	120°	120°	NONE
T	100°	150°	110°	RED
U	120°	130°	110°	ORANGE
V	115°	130°	115°	YELLOW
W	125°	110°	125°	GREEN
X	130°	105°	130°	BLUE
Y	110°	140°	110°	VIOLET
Z	100°	160°	100°	GRAY
S	135°	135°	90°	WHITE

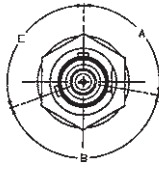


FIG 1

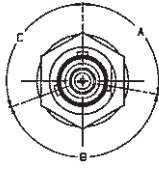
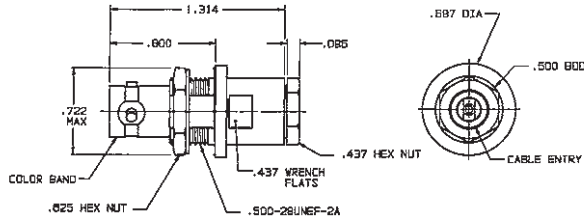


FIG 2

DASH NO	DIA	DASH NO	BIA
-7	.274	-33	.217
-9	.265	-42	.300
-23	.183	-43	.200
-24	.191	-45	.193
-24A	.200	-47	.184
-25	.268	-49	.132
-25A	.268	-55	.250
-26	.193	-55	.191
-27	.145	-57	
-28	.191	-58	.198
-30	.235	-58	.198
-32	.191	-60	.217
		-500	12.70
		-505	12.89
		-510	12.95
		-525	15.88
		-557	17.45
		-722	18.34
		-800	20.32
		-1.314	33.38
		-1.845	46.69

DASH NO	DIA	DASH NO	BIA
-7	.274	-33	.217
-9	.265	-42	.300
-23	.183	-43	.200
-24	.191	-45	.193
-24A	.200	-47	.184
-25	.268	-49	.132
-25A	.268	-55	.250
-26	.193	-55	.191
-27	.145	-57	
-28	.191	-58	.198
-30	.235	-58	.198
-32	.191	-60	.217

MILITARY PART NO (PIN)	MILITARY CABLE PART NO	TROMPETER PART NO (REF ENLY)
M49142/05-0001	M17134-00001	M3-0018-7
M49142/05-0101	M17134-00001	M3-0018Y-7
M49142/05-0201	M17134-00001	M3-0018S-7
M49142/05-0002	M17134-00002	M3-0018-7
M49142/05-0102	M17134-00002	M3-0018Y-7
M49142/05-0202	M17134-00002	M3-0018S-7
M49142/05-0007	M17445-RG108	M3-0018-9
M49142/05-0107	M17445-RG108	M3-0018Y-9
M49142/05-0207	M17445-RG108	M3-0018S-9
M49142/05-0008	M17176-00002	M3-0018-7
M49142/05-0108	M17176-00002	M3-0018Y-7
M49142/05-0208	M17176-00002	M3-0018S-7
M49142/05-0009	M17177-00001	M3-0018-60
M49142/05-0109	M17177-00001	M3-0018Y-60
M49142/05-0209	M17177-00001	M3-0018S-60

⚠ WHEN CONNECTOR IS SUPPLIED TO MILITARY PART NO (SEE TABLE 2):

- a) ALL PARTS NORMALLY PLATED TFS-1A OR TFS-1U (NICKEL) ARE TO BE PLATED TFS-1M (SILVER)
- b) MARK PART WITH MILITARY PIN (SEE TABLE 2) AND "14949"
- c) QUALITY CONFORMANCE INSPECTION SHALL BE PER MIL-C-49142 SECTION 4.5

⚠ IF BEND RELIEF SPRING REQD ADD SUFFIX "BR" TO MODEL NO (SEE FIG 2)

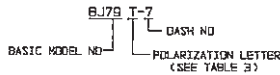
- 4. CONCENTRIC TWIX/MAX/TRIX TRB BULKHEAD MOUNT CABLE RECEPTACLE

3. MAX PANEL THK .160

2. FINISH: TFS-1A (NICKEL) ⚠

1. ALL DIM ARE IN INCHES

7. EXAMPLE OF COMPLETE MODEL NO:



DTY	DESCRIPTION	PART NUMBER	ITEM
305-0522	TB UNLESS SPECIFIED		
305-0521	.005 ± .005		
305-0453	UNLESS		
305-0404	DWN	AAH	1-13-96
305-0392	CHK	<i>[Signature]</i>	1/28/96
305-0334	ENGR		
210-0003	NEXT ASSY		

MATERIAL	CODE IDENT	DRAWING NO.	REV
	14949	3-001B	AJ

DATE	SCALE	SHEET
4/13/97	SCALE 2/1	1 OF 2