

Excellent Integrated System Limited

Stocking Distributor

Click to view price, real time Inventory, Delivery & Lifecycle Information:

[Amphenol RF](#)
[031-70334](#)

For any questions, you can email us directly:

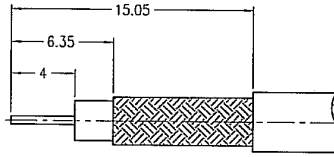
sales@integrated-circuit.com



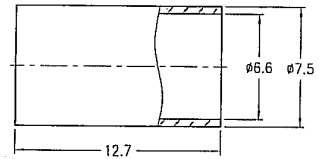
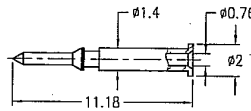
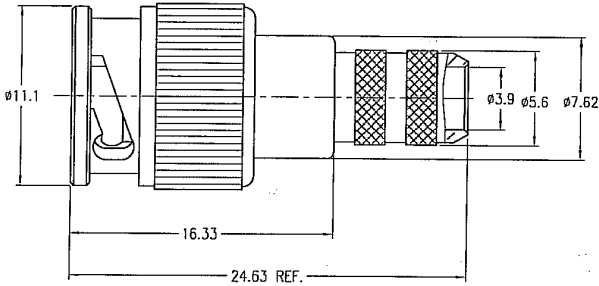
NOTES:

1. MATERIALS AND FINISHES(PLATING THICKNESS IN MICRO-INCHES):
 BODY - PHOSPHOR BRONZE, NICKEL PLATING
 CONTACT - BRASS, GOLD PLATING
 INSULATOR - PTFE
2. ELECTRICAL:
 A. IMPEDANCE: 75 OHM
 B. FREQUENCY RANGE: DC 0-1 GHz
 C. VSWR(RETURN LOSS): 1.3 MAX.
 D. DIELECTRIC WITHSTANDING VOLTAGE: 750 VRMS, MIN.
3. MECHANICAL:
 A. DURABILITY: 500 CYCLES MIN.
 B. TEMPERATURE RANGE: - 40°C to +155°C
4. CRIMPED FERRULE
 HEX CRIMP SIZE .255"

031-70334		REVISIONS			
PART NO.	REV	DESCRIPTION	DATE	ECO	APPR
THIRD ANGLE PROJ.	A	RELEASE TO MFG.	27-Jul-06	8/1/06	CISSY



RECOMMENDED
CABLE STRIPPING DIM'S



CUSTOMER OUTLINE DRAWING

ALL OTHER SHEETS ARE FOR INTERNAL USE ONLY

UNLESS OTHERWISE SPECIFIED, DIMENSIONS ARE IN METRIC AND TOLERANCES ARE: 0.5 - 6mm ±0.1mm 6 - 30mm ±0.2mm 30 - 120mm ±0.3mm ANGLES ±1°	MATERIAL	DRAWN CISSY ENGINEER <i>Cooper</i>	DATE 27-Jul-06 DATE 27-Jul-06	TITLE MINI BNC CRIMP PLUG			Amphenol RF Danbury CT USA, Tainan Taiwan, Shenzhen China www.amphenolrf.com		
	NOTICE - These drawings, specifications, or other data (1) are, and remain the property of Amphenol Corp. (2) must be returned upon request; and (3) are confidential and not to be disclosed to any person other than those to whom they are given by Amphenol Corp. The furnishing of these drawings, specifications, or other data by Amphenol Corp., or to any other person to anyone for any purpose is not to be regarded by implication or otherwise in any manner licensing, granting rights or permitting such holder or any other person to manufacture, use or sell any product, process or design, patented or otherwise, that may in any way be related to or disclosed by said drawings, specifications, or other data.	REFERENCE	APPROVED <i>Cooper</i> DATE 8/1/06	CAD FILE F:\DWG\MNB\1121A1\59U-75\NT30G5Z	SCALE: 3/1 DWG SIZE B	SHEET 1 OF 1 CODE ID 74868	REV A	DRAWING NO. MNB1121A1-NT30G-59U-75	ITEM NO. 311121AAAS9NC7F