

Excellent Integrated System Limited

Stocking Distributor

Click to view price, real time Inventory, Delivery & Lifecycle Information:

[LEMO](#)
[FGN.2F.308.XLC](#)

For any questions, you can email us directly:

sales@integrated-circuit.com

FGN.2F.308.XLC

SUMMARY

Wires

Low	8
High	0
Coax	0
Triax	0
Quad	0
Fiber	0
Fluidic	0



Download

[Request a quote](#)

[Catalog](#)

Series	2F
Termination type	Male crimp
IP rating	67
Cable Ø	5.30 - 14.00 mm
Matching parts	EGN.2F.308.XLM

TECHNICAL DETAILS

Mechanics

Shell Style/Model	FG*: Straight plug
Keying	3 keys (beta=165, gamma=30, plug: male contacts, receptacle: female contacts)
Housing Material	Environment friendly aluminium (nickel plated, anthracite color) shell and nut, other pieces bronze/brass
Cable Fixing	∅ 5.3 - 14 mm
Variant	

Performance

Configuration	2F.308 : 8 Low Voltage
Insulator	L: PEEK (UL 94 / V-0/3.2, depends on material thickness)
Rated Current	10 Amps

Specifications

Contact Type: Crimp
Max. Matings: 5000
Contact Retention: 30 N
Contact Dia.: 0.9 mm (0.035in)
Bucket Dia.: 1.1 mm (0.043in)
Min. Conductor: 0.25 mm ² (AWG 24)
Max. Conductor: 0.5 mm ² (AWG 20)

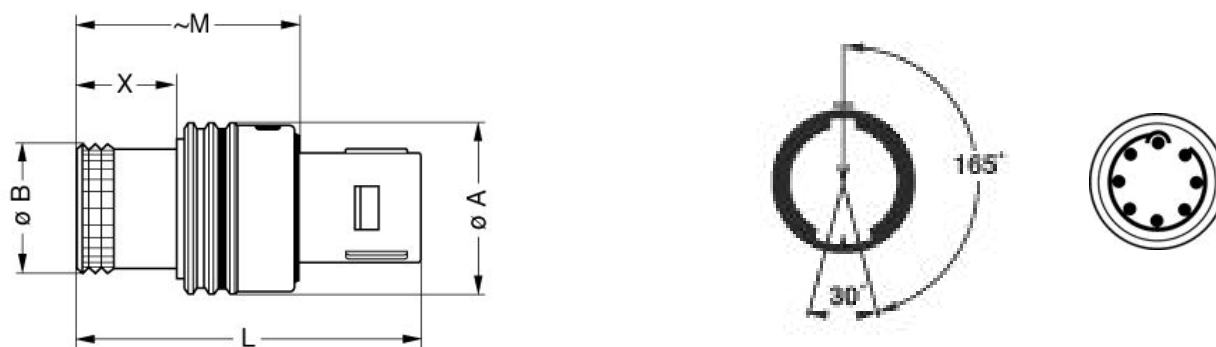
R (max): 4.8 mOhm
 Vtest (contact-shell): 1950 V (AC), 2750 V (DC)
 Vtest (contact-contact): 1950 V (AC), 2750 V (DC)

Others

Endurance (Shell): 1000 mating cycles
 Temp (min / max): -15°C / +200°C
 Humidity (max): <=95% [at 60 deg C / 140 F]
 Vibration: 15 g [10 Hz - 2000 Hz]
 Shock Resistance: 100 g [6 ms]
 Climatical Category: 15/200/21 (Aluminium shell)
 IP Rating: 67

DRAWINGS

Draws



Dimensions



















	A	B	L	M
mm.	17	14	27.5	18.2
in.	0,67	0,55	1,08	0,72

RECOMMENDED BY LEMO

Tools

Crimp Tool: DPC.91.701.V
 Crimp settings: AWG/Selector = 20-22-24/6-5-5
 Positionner: DCE.91.090.BVC
 Extractor: DCF.93.090.4LT
 Replacement contact: FGG.0B.560.ZZC

Cables

CMN.08.T20.067PGCE	PVC	GREY	
CMN.08.T20.067PGZE		Grey	
CMN.08.T20.067PNCE	PVC	Black	
CMN.08.T20.067PNZE			
CMN.08.T22.059PGCE	PVC	GREY	
CMN.08.T22.059PGZE		Grey	
CMN.08.T22.059PNCE	PVC	Black	
CMN.08.T22.059PNZE			
CMN.08.T22.059QGC	TPR	Grey	
CMN.08.T22.059QGZE	TPR (medical)	Grey	
016 080	PVC	Grey	
042 265	PVC	Yellow	
080 140	PVC	Grey	
108 220	PVC	Black	
180 240	PVC	Black	
180 260	PVC	Black	
208 200	PVC	Black	
280 250	PVC	Grey	
335 990	PVC	Black	
335 991	PVC	Black	
380 500	PVC	Grey	
380 750	PVC	Grey	