

Excellent Integrated System Limited

Stocking Distributor

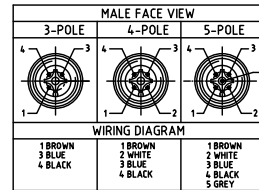
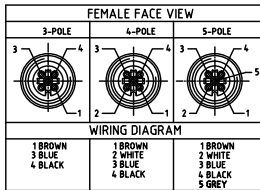
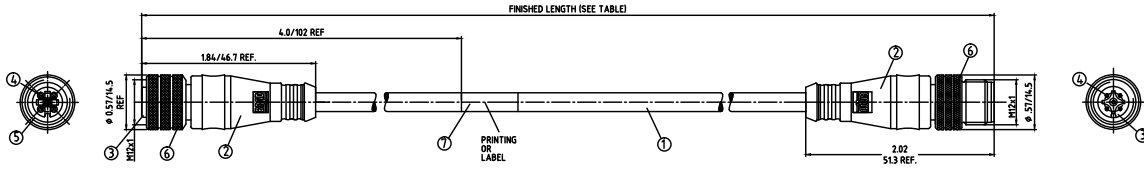
Click to view price, real time Inventory, Delivery & Lifecycle Information:

[Molex Connector Corporation](#)
[1200660692](#)

For any questions, you can email us directly:

sales@integrated-circuit.com

10 9 8 7 6 5 4 3 2 1



CONNECTOR SPECIFICATION:

VOLTAGE RATING	250 VAC/VDC
AMPERAGE RATING	max. 4 AMPS
PROTECTION	IP67
OPERATING TEMPERATURE	-20°C TO 105°C

ITEM	COMPONENT	MATERIAL	FINISH
7	LABLE	MYLAR	BLACK/YELLOW
6	COUPLER	BRASS	TEFLON
5	O-RING	VITON	RED
4	SOCKET/PIN CONTACT	COPPER ALLOY	GOLD OVER NICKEL
3	INSERT	NYLON	BLACK
2	OVERMOLD	TPE	YELLOW
1	CABLE- 22/3-5 (COPPER STRANDING) 3/4/5 CONDUCT. 300V	TPE JACKET	YELLOW

ADD PIN BRACKETS/MODS ECN NO: WIN0011_0420 2/15/11 DRAWN: TIVOLDES CHKD: JIMESTAN APPR: JIMESTAN 2010/01/26 REV: 3	QUALITY SYMBOLS 	GENERAL TOLERANCES (UNLESS SPECIFIED) <table border="1"> <tr> <th></th> <th>mm</th> <th>INCH</th> </tr> <tr> <td>4 PLACES</td> <td>±.01</td> <td>±.0004</td> </tr> <tr> <td>3 PLACES</td> <td>±.02</td> <td>±.0008</td> </tr> <tr> <td>2 PLACES</td> <td>±.03</td> <td>±.0012</td> </tr> <tr> <td>1 PLACE</td> <td>±0.3</td> <td>±.012</td> </tr> <tr> <td>ANGULAR</td> <td>±</td> <td>°</td> </tr> </table>		mm	INCH	4 PLACES	±.01	±.0004	3 PLACES	±.02	±.0008	2 PLACES	±.03	±.0012	1 PLACE	±0.3	±.012	ANGULAR	±	°	DIMENSION STYLE IN/MM DRAWN BY: LSTEMMLE DATE: 2010/01/25 CHECKED BY: RE DATE: 2010/01/26 APPROVED BY: NSTAUDIG DATE: 2010/01/29 MATERIAL NO. SEE TABLE DOCUMENT NO. SD-120066-011	SCALE: 1:1 DESIGN UNITS: METRIC THIRD ANGLE PROJECTION MICRO-CHANGE CORDSET 3/4/5 P. FE STR/ MA STR 22/3-5 YELLOW TPE CABLE MOLEX INCORPORATED SHEET NO. 1 OF 2
		mm	INCH																			
	4 PLACES	±.01	±.0004																			
3 PLACES	±.02	±.0008																				
2 PLACES	±.03	±.0012																				
1 PLACE	±0.3	±.012																				
ANGULAR	±	°																				
DRAFT WHERE APPLICABLE MUST REMAIN WITHIN DIMENSIONS		THIS DRAWING CONTAINS INFORMATION THAT IS PROPRIETARY TO MOLEX INCORPORATED AND SHOULD NOT BE USED WITHOUT WRITTEN PERMISSION																				
		SIZE: A3																				

10 9 8 7 6 5 4 3 2 1

10 9 8 7 6 5 4 3 2 1

POL	MATERIAL NUMBER	ENGINEERING NUMBER	FINISHED LENGTH
3	1200660676	883030K05M010	3.28' +2.19" -0 [1.0M +55.6 -0]
3	1200660680	883030K05M040	13.12' +6.50" -0 [4.0M +165.1 -0]

POL	MATERIAL NUMBER	ENGINEERING NUMBER	FINISHED LENGTH
4	1200660683	884030K05M003	.3M +19.1 -0 [.98' +.75" -0]
4	1200660684	884030K05M005	5M +44.5 -0 [1.64' +1.75" -0]
4	1200660686	884030K05M006	.6M +44.5 -0 [1.97' +1.75" -0]
4	1200660687	884030K05M010	1.0M +55.6 -0 [3.27' +2.19" -0]
4	1200660688	884030K05M015	1.5M +55.6 -0 [4.91' +2.19" -0]
4	1200660689	884030K05M020	2.0M +88.9 -0 [6.56' +3.50" -0]
4	1200660690	884030K05M030	3.0M +88.9 -0 [9.84' +3.50" -0]
4	1200660691	884030K05M040	4.0M +165.1 -0 [13.12' +6.50" -0]
4	1200660692	884030K05M050	5.0M +165.1 -0 [16.40' +6.50" -0]
4	1200660693	884030K05M060	6.0M +165.1 -0 [19.69' +6.50" -0]
4	1200660694	884030K05M080	8.0M +317.5 -0 [26.25' +12.50" -0]
4	1200660695	884030K05M100	10.0M +317.5 -0 [32.81' +12.50" -0]
4	1200660696	884030K05M120	12.0M +317.5 -0 [39.37' +12.50" -0]
4	1200660697	884030K05M150	15.0M +622.3 -0 [49.21' +24.50" -0]
4	1200660698	884030K05M180	18.0M +622.3 -0 [59.06' +24.50" -0]
4	1200660921	884030K05M200	20.0M +622.3 -0 [65.62' +24.50" -0]
4	1200660699	884030K05M230	23.0M +622.3 -0 [75.21' +24.50" -0]
4	1200660700	884030K05M300	30.0M +622.3 -0 [98.43' +24.50" -0]
4	1200660701	884030K05M610	61.0M +622.3 -0 [199.47' +24.50" -0]

ADD PIN 884030K05M005 ECN NO: WIN02011_0420 2/15/11 DRAWN: TIVLOS CHKD: JIMSTAN APPR: JIMBREY 2010/01/26 REV: 3	QUALITY SYMBOLS	GENERAL TOLERANCES (UNLESS SPECIFIED)	DIMENSION STYLE	SCALE	DESIGN UNITS	THIRD ANGLE PROJECTION																		
		<table border="1"> <thead> <tr> <th></th> <th>mm</th> <th>INCH</th> </tr> </thead> <tbody> <tr> <td>4 PLACES</td> <td>±.01</td> <td>±.0004</td> </tr> <tr> <td>3 PLACES</td> <td>±.02</td> <td>±.0008</td> </tr> <tr> <td>2 PLACES</td> <td>±.03</td> <td>±.0012</td> </tr> <tr> <td>1 PLACE</td> <td>±.04</td> <td>±.0016</td> </tr> <tr> <td>ANGULAR</td> <td>±.3</td> <td>±.012</td> </tr> </tbody> </table>		mm	INCH	4 PLACES	±.01	±.0004	3 PLACES	±.02	±.0008	2 PLACES	±.03	±.0012	1 PLACE	±.04	±.0016	ANGULAR	±.3	±.012	IN/MM	1:1	METRIC	
		mm	INCH																					
	4 PLACES	±.01	±.0004																					
3 PLACES	±.02	±.0008																						
2 PLACES	±.03	±.0012																						
1 PLACE	±.04	±.0016																						
ANGULAR	±.3	±.012																						
DRAWN BY: LSTEMMLE CHECKED BY: RE APPROVED BY: NSTAUDIG	DATE: 2010/01/25 DATE: 2010/01/26 DATE: 2010/01/29	MATERIAL NO. SEE TABLE	DOCUMENT NO. SD-120066-011	MICRO-CHANGE CORDSET 3/4/5 P. FE STR/ MA STR 22/3-5 YELLOW TPE CABLE																				
		DRAFT WHERE APPLICABLE MUST REMAIN WITHIN DIMENSIONS	SIZE A3	MOLEX INCORPORATED		SHEET NO. 2 OF 2																		

10 9 8 7 6 5 4 3 2 1

