

Excellent Integrated System Limited

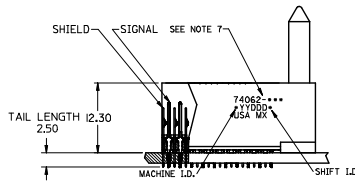
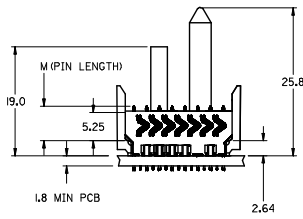
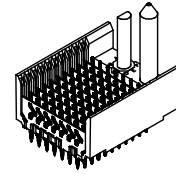
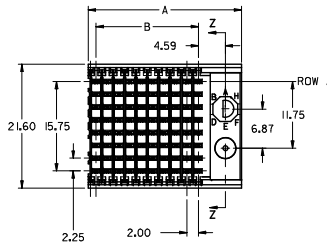
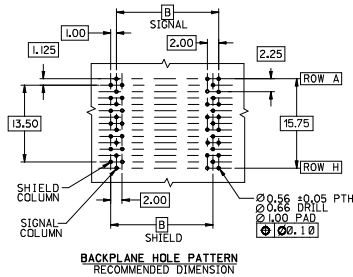
Stocking Distributor

Click to view price, real time Inventory, Delivery & Lifecycle Information:

[Molex Connector Corporation](#)
[0740622502](#)

For any questions, you can email us directly:

sales@integrated-circuit.com

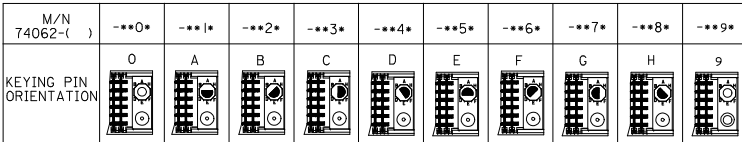


NOTES:

1. MATERIALS:
HOUSING - LIQUID CRYSTAL POLYMER (LCP),
GLASS-FILLED, UL 94V-0, COLOR: BLACK
SIGNAL PIN & SHIELD - COPPER ALLOY
2. FINISHES:
CONTACT AREA: SELECTIVE GOLD (Au)
PCB TAILS: SELECTIVE MATTE TIN (Sn)
NICKEL (Ni) OVERALL.
3. THIS PART CONFORMS TO MOLEX PRODUCT
SPECIFICATION PS-74031-999
4. FOR MIXED CONTACT LENGTHS CONSULT
MOLEX FOR AVAILABILITY
5. FOR SPECIFIC MATERIAL NUMBERS & MATING
INFORMATION REFER TO SHEET 2
6. PACKAGE PER PK-74061-003
7. MARK PART WITH PART NUMBER & DATE
CODE APPROXIMATELY WHERE SHOWN
8. MAPS (MOLEX ADVANCED PLATING SYSTEM).

THE PRIMARY CARTON WITH A LABEL STATING
"ELV AND RoHS COMPLAINT" IS LEAD FREE.
CARTONS WITHOUT THIS LABEL MAY CONTAIN LEAD.

LEAD FREE CONVERSION EC NO: UCP2015-0687 DRAWINGS: 2012/08/23 CHKD/MULFE: 2012/11/26 APPROV/SMLLR: 2012/12/14	QUALITY SYMBOLS ▽=0 ▽=0 ▽=0	GENERAL TOLERANCES (UNLESS SPECIFIED)	DIMENSION STYLE	SCALE	DESIGN UNITS	THIRD ANGLE PROJECTION
		mm INCH	MM ONLY	2.5:1	METRIC	
P	REV	4 PLACES ±	DRAWN BY	DATE	TITLE VHDM 8 ROW SHIELD END BACKPLANE SALES ASSEMBLY molex	
		3 PLACES ±	MMANG	1998/11/12		
		2 PLACES ±	CHECKED BY	DATE	DOCUMENT NO. SD-74062-002	
		1 PLACE ±	JLAURX	1998/11/12		
		0 PLACE ±	APPROVED BY	DATE	SHEET NO. 1 OF 2	
		ANGULAR ±1/2°	CBIXLER	1998/11/12		
DRAFT WHERE APPLICABLE MUST REMAIN WITHIN DIMENSIONS		SIZE	THIS DRAWING CONTAINS INFORMATION THAT IS PROPRIETARY TO MOLEX INCORPORATED AND SHOULD NOT BE USED WITHOUT WRITTEN PERMISSION			



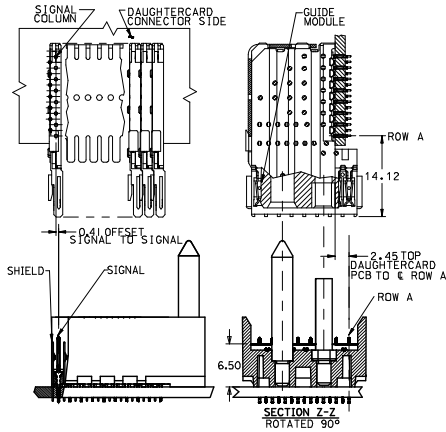
NO GUIDE PIN
NO KEYING PIN

74062 - * * *

NUMBER OF COLUMNS/PLATING
 10 = 10 COLUMN MATTE TIN (FORMERLY TIN/LEAD)
 25 = 25 COLUMN MATTE TIN (FORMERLY TIN/LEAD)
 60 = 10 COLUMN MATTE TIN (MAPS)
 75 = 25 COLUMN MATTE TIN (MAPS)
 90 = 10 COLUMN MATTE TIN
 85 = 25 COLUMN MATTE TIN

PIN HEIGHT
 1 & 6 = 4.75
 2 & 7 = 6.25
 3 & 8 = 4.25
 4 & 9 = 5.15

PART NUMBER	COLUMN	NUMBER OF SIGNAL PIN	NUMBER OF SHIELD	A	B	M	GOLD THICKNESS MICROMETER	TIN THICKNESS MICROMETER
74062-60*1	10	80	10	27.00	18.00	4.75	0.25 MAPS	0.76-152
74062-*0*1							0.76	
74062-*0*6							1.27	
74062-75*1	25	200	25	57.00	48.00	4.75	0.25 MAPS	
74062-*5*1							0.76	
74062-*5*6							1.27	
74062-60*2	10	80	10	27.00	18.00	6.25	0.25 MAPS	
74062-*0*2							0.76	
74062-*0*7							1.27	
74062-75*2	25	200	25	57.00	48.00	6.25	0.25 MAPS	
74062-*5*2							0.76	
74062-*5*7							1.27	
74062-60*3	10	80	10	27.00	18.00	4.25	0.25 MAPS	
74062-*0*3							0.76	
74062-*0*8							1.27	
74062-75*3	25	200	25	57.00	48.00	4.25	0.25 MAPS	
74062-*5*3							0.76	
74062-*5*8							1.27	
74062-60*4	10	80	10	27.00	18.00	5.15	0.25 MAPS	
74062-*0*4							0.76	
74062-*0*9							1.27	
74062-75*4	25	200	25	57.00	48.00	5.15	0.25 MAPS	
74062-*5*4							0.76	
74062-*5*9							1.27	



SEE SHEET 1 EC NO: UCP2015-0687 DRAWINGS: 2012/08/23 CHKD: MULLER APPR: SMILLER 2012/11/26 2012/12/14	QUALITY SYMBOLS ∇=0 ∇=0 ∇=0	GENERAL TOLERANCES (UNLESS SPECIFIED) mm INCH 4 PLACES ± --- ± --- 3 PLACES ± --- ± --- 2 PLACES ± --- ± --- 1 PLACE ± --- ± --- 0 PLACE ± --- ± ---	DIMENSION STYLE MM ONLY DRAWN BY: MWANG DATE: 1998/11/12 CHECKED BY: JLAURX DATE: 1998/11/12 APPROVED BY: CBIXLER DATE: 1998/11/12	SCALE: 2.5:1 DESIGN UNITS: METRIC THIRD ANGLE PROJECTION	TITLE: VHDM 8 ROW SHIELD END BACKPLANE SALES ASSEMBLY molex
		ANGULAR ±1/2° DRAFT WHERE APPLICABLE MUST REMAIN WITHIN DIMENSIONS	MATERIAL NO. SEE TABLE DOCUMENT NO. SD-74062-002	SHEET NO. 2 OF 2	
		THIS DRAWING CONTAINS INFORMATION THAT IS PROPRIETARY TO MOLEX INCORPORATED AND SHOULD NOT BE USED WITHOUT WRITTEN PERMISSION			
		SIZE C			