

Excellent Integrated System Limited

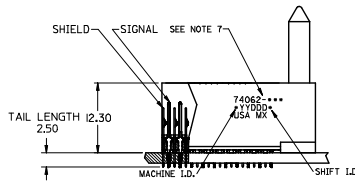
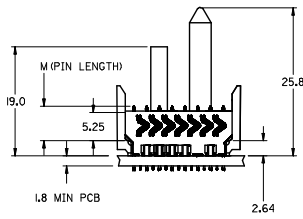
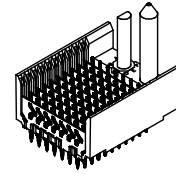
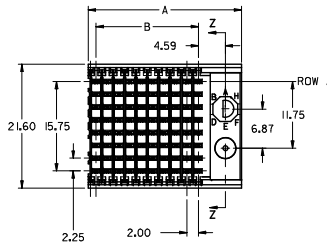
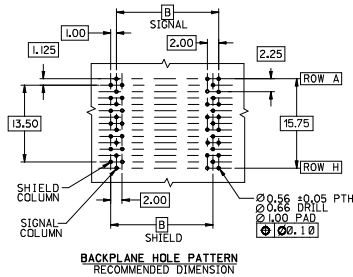
Stocking Distributor

Click to view price, real time Inventory, Delivery & Lifecycle Information:

[Molex Connector Corporation](#)
[0740622511](#)

For any questions, you can email us directly:

sales@integrated-circuit.com



NOTES:

- MATERIALS:**
HOUSING - LIQUID CRYSTAL POLYMER (LCP), GLASS-FILLED, UL 94V-0, COLOR: BLACK
SIGNAL PIN & SHIELD - COPPER ALLOY
- FINISHES:**
CONTACT AREA: SELECTIVE GOLD (Au)
PCB TAILS: SELECTIVE MATTE TIN (Sn)
NICKEL (Ni) OVERALL.
- THIS PART CONFORMS TO MOLEX PRODUCT SPECIFICATION PS-74031-999
- FOR MIXED CONTACT LENGTHS CONSULT MOLEX FOR AVAILABILITY
- FOR SPECIFIC MATERIAL NUMBERS & MATING INFORMATION REFER TO SHEET 2
- PACKAGE PER PK-74061-003
- MARK PART WITH PART NUMBER & DATE CODE APPROXIMATELY WHERE SHOWN
- MAPS (MOLEX ADVANCED PLATING SYSTEM).

THE PRIMARY CARTON WITH A LABEL STATING "ELV AND RoHS COMPLAINT" IS LEAD FREE. CARTONS WITHOUT THIS LABEL MAY CONTAIN LEAD.

LEAD FREE CONVERSION EC NO: UCP2015-0687 DRAWINGS: 2012/08/23 CHKD/MULFE: 2012/11/26 APPRO/SMLLR: 2012/12/14	QUALITY SYMBOLS ▽=0 ▽=0 ▽=0	GENERAL TOLERANCES (UNLESS SPECIFIED) mm INCH 4 PLACES ± --- ± --- 3 PLACES ± --- ± --- 2 PLACES ± --- ± --- 1 PLACE ± --- ± --- 0 PLACE ± --- ± --- ANGULAR ±1/2° DRAFT WHERE APPLICABLE MUST REMAIN WITHIN DIMENSIONS	DIMENSION STYLE MM ONLY	DRAWN BY: MWANG	DATE: 1998/11/12	SCALE: 2.5:1	DESIGN UNITS: METRIC	THIRD ANGLE PROJECTION	TITLE: VHDM 8 ROW SHIELD END BACKPLANE SALES ASSEMBLY
				CHECKED BY: JLAURX	DATE: 1998/11/12				
REV: P	DESCRIPTION:	MATERIAL NO. SEE SHEET 2	DOCUMENT NO. SD-74062-002	SHEET NO. 1 OF 2	THIS DRAWING CONTAINS INFORMATION THAT IS PROPRIETARY TO MOLEX INCORPORATED AND SHOULD NOT BE USED WITHOUT WRITTEN PERMISSION				

M/N 74062-()	---0*	---1*	---2*	---3*	---4*	---5*	---6*	---7*	---8*	---9*
KEYING PIN ORIENTATION										

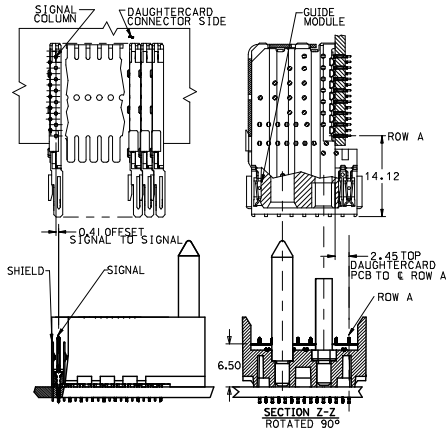
NO GUIDE PIN
NO KEYING PIN

74062 - * * *

NUMBER OF COLUMNS/PLATING
 10 = 10 COLUMN MATTE TIN (FORMERLY TIN/LEAD)
 25 = 25 COLUMN MATTE TIN (FORMERLY TIN/LEAD)
 60 = 10 COLUMN MATTE TIN (MAPS)
 75 = 25 COLUMN MATTE TIN (MAPS)
 90 = 10 COLUMN MATTE TIN
 85 = 25 COLUMN MATTE TIN

PIN HEIGHT
 1 & 6 = 4.75
 2 & 7 = 6.25
 3 & 8 = 4.25
 4 & 9 = 5.15

PART NUMBER	COLUMN	NUMBER OF SIGNAL PIN	NUMBER OF SHIELD	A	B	M	GOLD THICKNESS MICROMETER	TIN THICKNESS MICROMETER
74062-60*1	10	80	10	27.00	18.00	4.75	0.25 MAPS	0.76-152
74062-*0*1							0.76	
74062-*0*6							1.27	
74062-75*1	25	200	25	57.00	48.00	4.75	0.25 MAPS	
74062-*5*1							0.76	
74062-*5*6							1.27	
74062-60*2	10	80	10	27.00	18.00	6.25	0.25 MAPS	
74062-*0*2							0.76	
74062-*0*7							1.27	
74062-75*2	25	200	25	57.00	48.00	6.25	0.25 MAPS	
74062-*5*2							0.76	
74062-*5*7							1.27	
74062-60*3	10	80	10	27.00	18.00	4.25	0.25 MAPS	
74062-*0*3							0.76	
74062-*0*8							1.27	
74062-75*3	25	200	25	57.00	48.00	4.25	0.25 MAPS	
74062-*5*3							0.76	
74062-*5*8							1.27	
74062-60*4	10	80	10	27.00	18.00	5.15	0.25 MAPS	
74062-*0*4							0.76	
74062-*0*9							1.27	
74062-75*4	25	200	25	57.00	48.00	5.15	0.25 MAPS	
74062-*5*4							0.76	
74062-*5*9							1.27	



SEE SHEET 1 EC NO: UCP2015-0687 DRAWINGS: 2012/08/23 CHKD/MOLFE: 2012/11/26 APPROX/MILLER: 2012/12/14	QUALITY SYMBOLS ▽=0 ▽=1 ▽=2	GENERAL TOLERANCES (UNLESS SPECIFIED)	DIMENSION STYLE MM ONLY	SCALE 2.5:1	DESIGN UNITS METRIC	THIRD ANGLE PROJECTION
		4 PLACES ± --- ± ---	DRAWN BY MWANG	DATE 1998/11/12	VHDM 8 ROW SHIELD END BACKPLANE SALES ASSEMBLY molex SD-74062-002	
		3 PLACES ± --- ± ---	CHECKED BY JLAURX	DATE 1998/11/12		
		2 PLACES ± --- ± ---	APPROVED BY CBIXLER	DATE 1998/11/12		
1 PLACE ± --- ± ---	MATERIAL NO.	DOCUMENT NO.				
0 PLACE ± --- ± ---	ANGULAR ±1/2°	DRAFT WHERE APPLICABLE MUST REMAIN WITHIN DIMENSIONS	SEE TABLE	THIS DRAWING CONTAINS INFORMATION THAT IS PROPRIETARY TO MOLEX INCORPORATED AND SHOULD NOT BE USED WITHOUT WRITTEN PERMISSION		SHEET NO. 2 OF 2