

Excellent Integrated System Limited

Stocking Distributor

Click to view price, real time Inventory, Delivery & Lifecycle Information:

[Molex Connector Corporation](#)
[0622024100](#)

For any questions, you can email us directly:

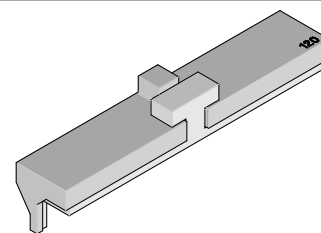
sales@integrated-circuit.com

HS Dock™ Receptacle Removal Tool

**HS Dock™
Upper Housing
Removal Tool**

molex

**Application Tooling
Specification Sheet**



Order No. 62202-4100

FEATURES

- This tool is designed for the removal of the Upper Housing from a Right Angle High Speed Dock™ Receptacle Assembly.
- Refer to 62202-3400 Wafer Sub-Assembly Extraction Tool which is used with this tool for full removal of Right Angle High Speed Dock™ Receptacle from a printed circuit board.

SCOPE

Products: Right Angle High Speed Dock™ Receptacle Assembly, 75019 Series, (120 Circuit Size). See Product List below for specific part numbers.

Product List

The following is a partial list of the product order numbers and their specifications this tool is designed to run. Updates to this list are available on www.molex.com.

Series No.	Circuit Size	Assembly Order Number		
75019	120	75019-0014	75019-7214	75019-7314

Tool Setup

1. Place the bottom plate of this tool over the connector. Be sure the plates are in the correct position allowing the tooling fingers to be between the adjacent board locks. See Figure 1.
2. Position the top plate on over the bottom plate and slide the slot under the "T" in the lower plate.
3. Be sure the top plate tooling finger is in the position over the lower tooling finger as far as it will go. See Figure 2.

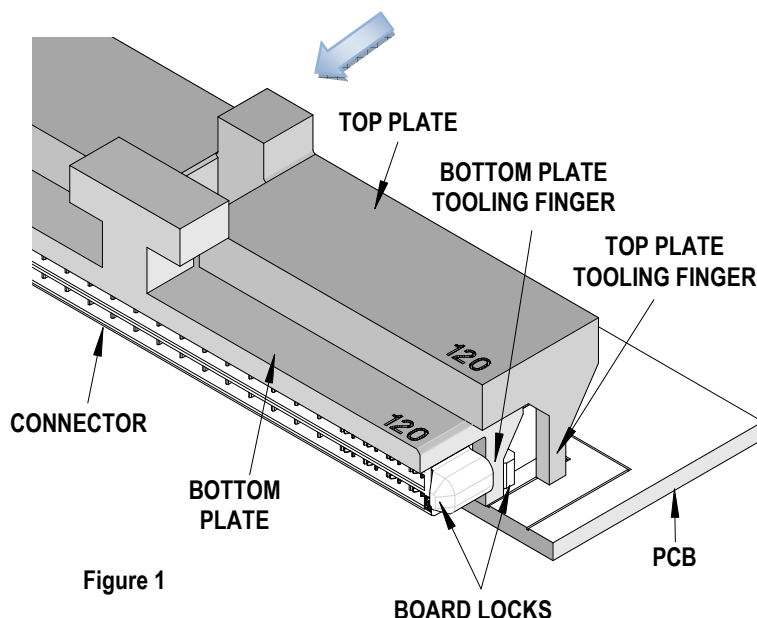


Figure 1

HS Dock™ Receptacle Removal Tool

Tool Operation

1. Position a pair of pliers over the top plate and the "T" in the bottom plate. Squeeze the handles of the pliers until the jaws clamp firmly onto both plates. See Figure 2.
2. While applying pressure to the pliers handles, rock back and forth until the upper housing is pulled straight out of the lower housing. See Figure 3.

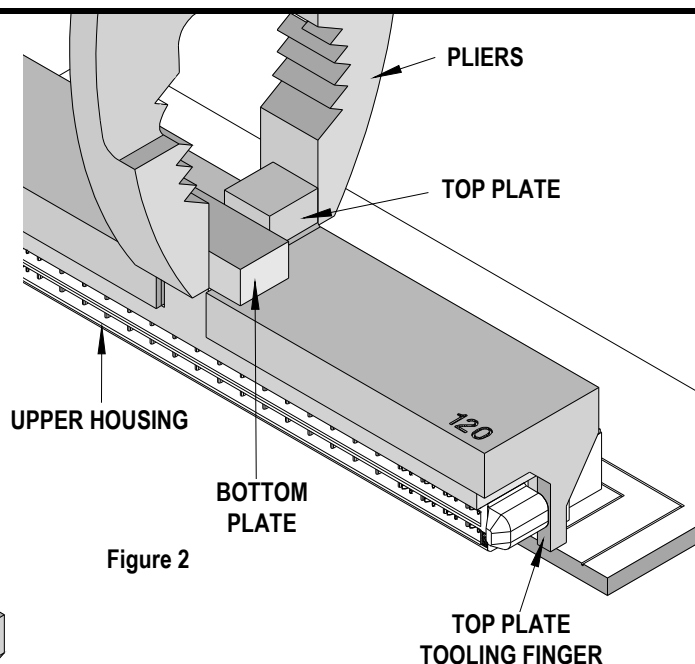
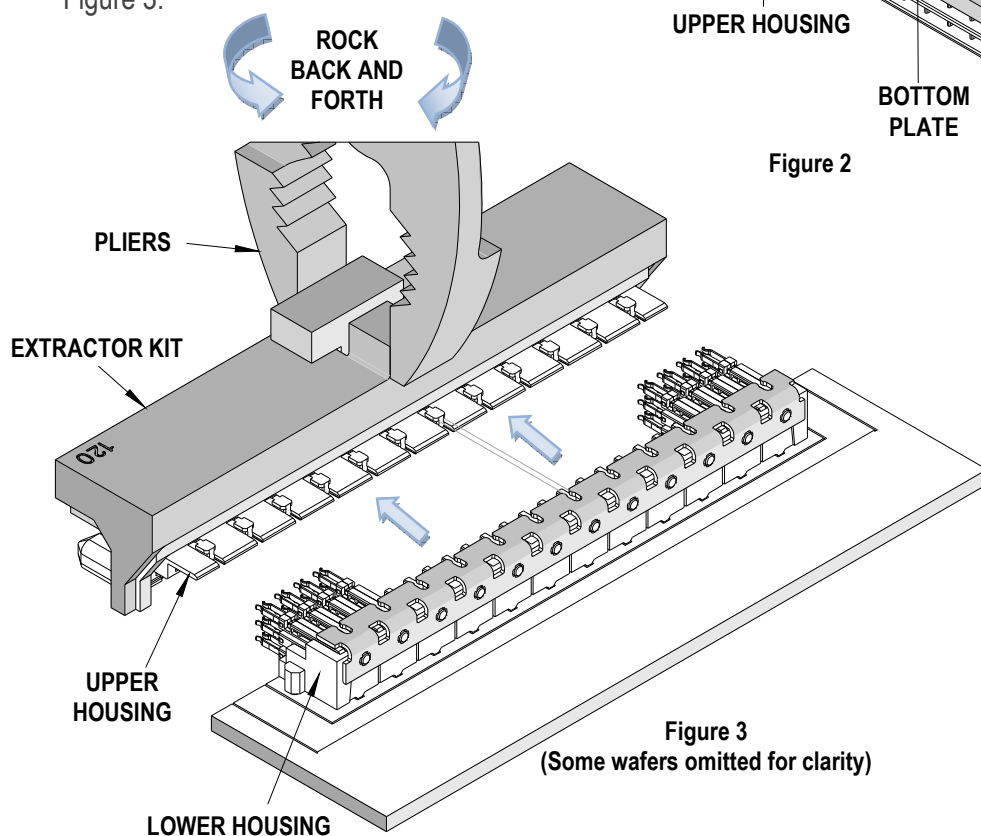


Figure 2

Figure 3
(Some wafers omitted for clarity)

CAUTION: Molex application tooling specifications are valid only when used with Molex connectors and tooling.

Contact Information

For more information on Molex application tooling please contact Molex at 1-800-786-6539.

Visit our Web site at <http://www.molex.com>