

## Excellent Integrated System Limited

Stocking Distributor

Click to view price, real time Inventory, Delivery & Lifecycle Information:

[STMicroelectronics](#)  
[STPS6M100DEE-TR](#)

For any questions, you can email us directly:

[sales@integrated-circuit.com](mailto:sales@integrated-circuit.com)



# STPS6M100DEE

## High voltage power Schottky rectifier

Datasheet – production data

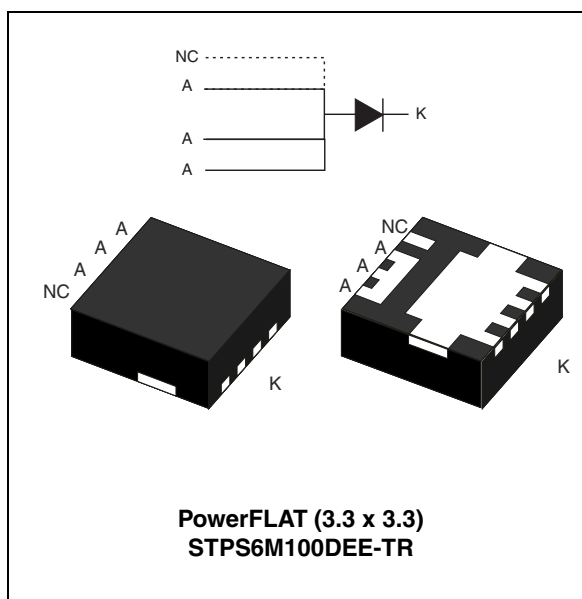
### Features

- Negligible switching losses
- Extremely fast switching
- Low thermal resistance
- High junction temperature capability
- ECOPACK®2 compliant component

### Description

This Schottky rectifier is designed for switch mode power supply and high frequency DC to DC converters.

Packaged in PowerFLAT™, this device is intended for use in low voltage, high frequency, inverters, free-wheeling, by-pass diode and polarity protection applications. Its low profile was especially designed to be used in applications with space-saving constraints.



**Table 1. Device summary**

Symbol	Value
$I_{F(AV)}$	6 A
$V_{RRM}$	100 V
$T_j$ (max)	150 °C
$V_F$ (typ)	0.64 V

TM: PowerFLAT is a trademark of STMicroelectronics

## Characteristics

## STPS6M100DEE

# 1 Characteristics

**Table 2. Absolute ratings (limiting values  $T_{amb} = 25\text{ }^{\circ}\text{C}$  unless otherwise specified)**

Symbol	Parameter	Value	Unit
$V_{RRM}$	Repetitive peak reverse voltage	100	V
$I_{F(RMS)}$	Forward rms current	15	A
$I_{F(AV)}$	Average forward current	$T_c = 130\text{ }^{\circ}\text{C}$ $\delta = 0.5$	A
$I_{FSM}$	Surge non repetitive forward current	$t_p = 10\text{ ms}$ sinusoidal	A
$P_{ARM}^{(1)}$	Repetitive peak avalanche power	$t_p = 10\text{ }\mu\text{s}$ $T_j = 125\text{ }^{\circ}\text{C}$	W
$T_{stg}$	Storage temperature range	-65 to +150	$^{\circ}\text{C}$
$T_j$	Maximum operating junction temperature	150	$^{\circ}\text{C}$

1. For pulse time duration deratings, please refer to [Figure 3](#). More details regarding the avalanche energy measurements and diode validation in the avalanche are provided in the STMicroelectronics Application notes AN1768, "Admissible avalanche power of Schottky diodes" and AN2025, "Converter improvement using Schottky rectifier avalanche specification".

**Table 3. Thermal resistance**

Symbol	Parameter	Value	Unit
$R_{th(j-c)}$	Junction to case	4	$^{\circ}\text{C/W}$

**Table 4. Static electrical characteristics**

Symbol	Parameter	Test conditions	Min.	Typ.	Max.	Unit
$I_R^{(1)}$	Reverse leakage current	$T_j = 25\text{ }^{\circ}\text{C}$	-		30	$\mu\text{A}$
		$T_j = 125\text{ }^{\circ}\text{C}$	-	5	15	mA
$V_F^{(2)}$	Forward voltage drop	$T_j = 25\text{ }^{\circ}\text{C}$			0.78	V
		$T_j = 125\text{ }^{\circ}\text{C}$	-	0.58	0.64	

1. Pulse test:  $t_p = 5\text{ ms}$ ,  $\delta < 2\%$   
 2. Pulse test:  $t_p = 380\text{ }\mu\text{s}$ ,  $\delta < 2\%$

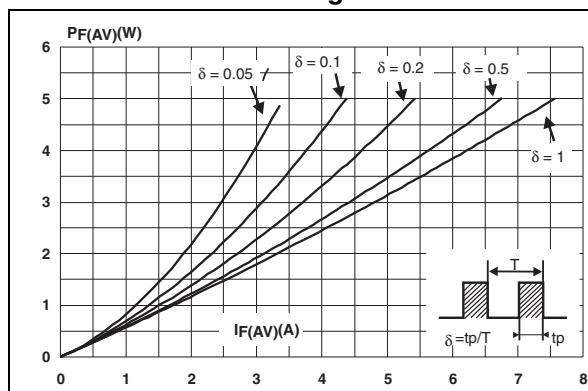
To evaluate the conduction losses use the following equation:

$$P = 0.56 \times I_{F(AV)} + 0.0133 \times I_{F(RMS)}^2$$

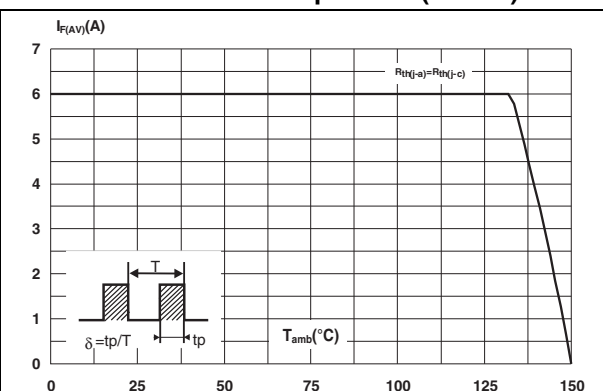
**STPS6M100DEE**

**Characteristics**

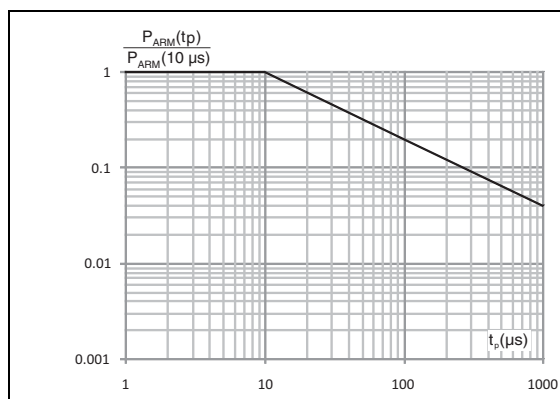
**Figure 1. Average forward power dissipation versus average forward current**



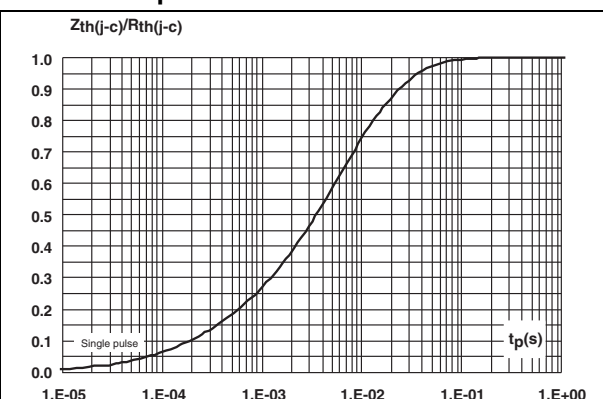
**Figure 2. Average forward current versus ambient temperature ( $\delta = 0.5$ )**



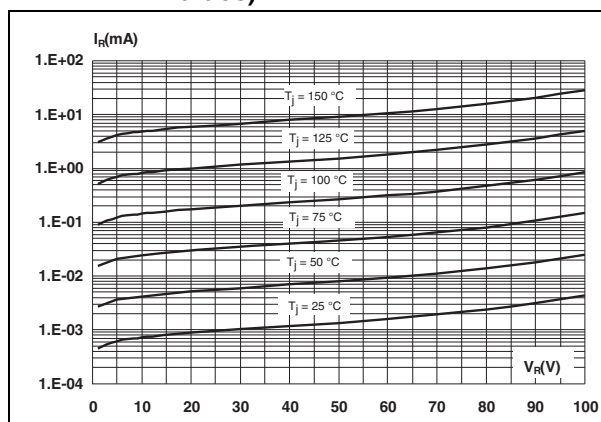
**Figure 3. Normalized avalanche power derating versus pulse duration**



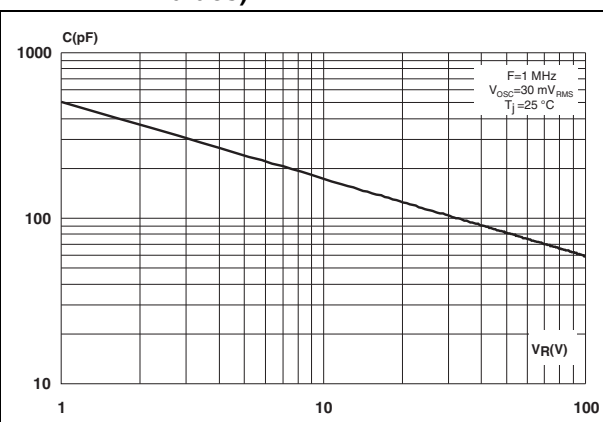
**Figure 4. Relative variation of thermal impedance junction to case versus pulse duration**



**Figure 5. Reverse leakage current versus reverse voltage applied (typical values)**



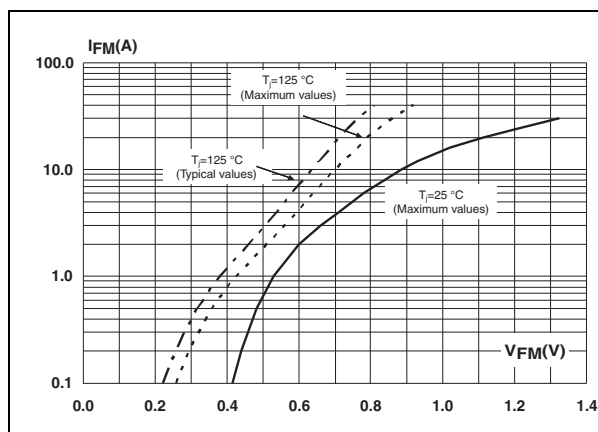
**Figure 6. Junction capacitance versus reverse voltage applied (typical values)**



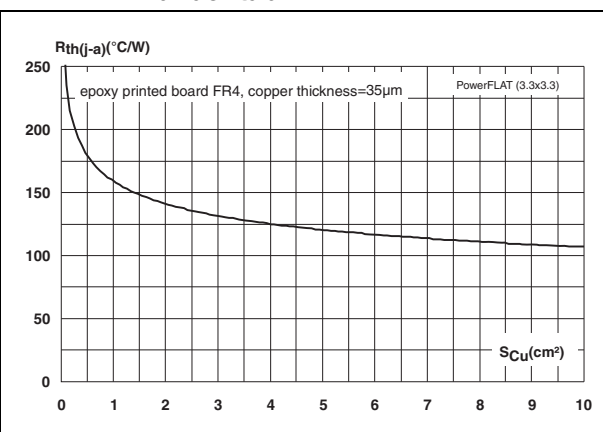
## Characteristics

## STPS6M100DEE

**Figure 7. Forward voltage drop versus forward current**



**Figure 8. Thermal resistance junction to ambient versus copper surface under tab**



## STPS6M100DEE

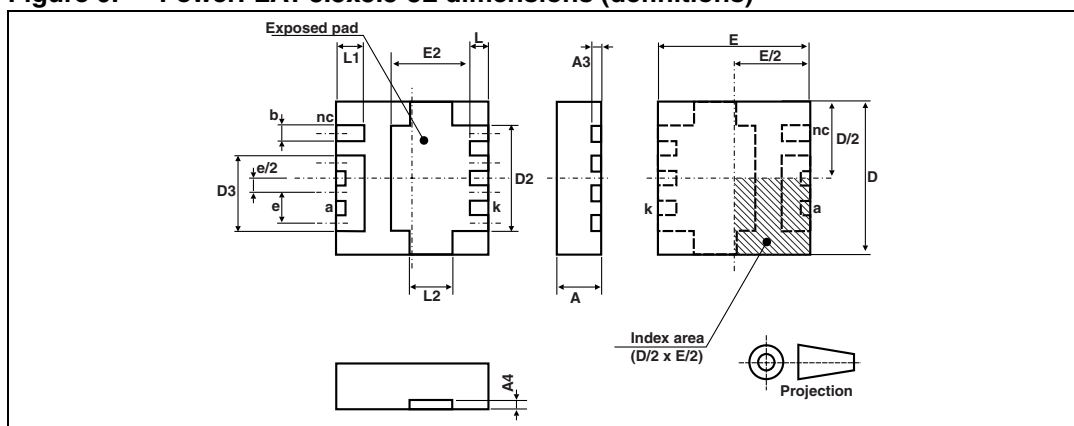
## Package information

# 2 Package information

- Epoxy meets UL94,V0
- Lead-free package

In order to meet environmental requirements, ST offers these devices in different grades of ECOPACK<sup>®</sup> packages, depending on their level of environmental compliance. ECOPACK<sup>®</sup> specifications, grade definitions and product status are available at: [www.st.com](http://www.st.com). ECOPACK<sup>®</sup> is an ST trademark.

**Figure 9. PowerFLAT-3.3x3.3-8L dimensions (definitions)**



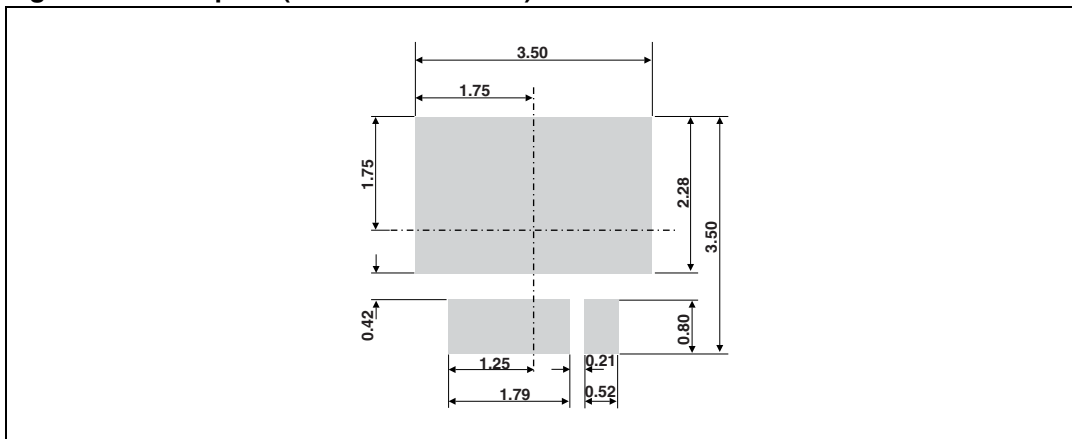
**Table 5. PowerFLAT-8L dimensions (values)**

Ref.	Dimensions					
	Millimeters			Inches		
	Min.	Typ.	Max.	Min.	Typ.	Max.
A	0.95	1.00	1.05	0.037	0.039	0.041
A3		0.20			0.0079	
A4		0.20			0.0079	
b	0.30	0.37	0.44	0.012	0.015	0.017
D	3.20	3.30	3.40	0.126	0.130	0.134
D2	2.24	2.31	2.38	0.088	0.091	0.094
D3	1.60	1.67	1.74	0.063	0.066	0.069
e		0.65			0.026	
E	3.20	3.30	3.40	0.126	0.130	0.134
E2	1.68	1.75	1.82	0.066	0.069	0.072
L	0.31	0.38	0.45	0.012	0.015	0.018
L1	0.55	0.62	0.69	0.022	0.024	0.027
L2	0.86	0.93	1.00	0.034	0.037	0.039

**Package information**

**STPS6M100DEE**

**Figure 10. Footprint (dimensions in mm)**



## STPS6M100DEE

## Ordering information

### 3 Ordering information

**Table 6. Ordering information**

Order code	Marking	Package	Weight	Base qty	Delivery mode
STPS6M100DEE-TR	S6M100	PowerFLAT (3.3 x 3.3)	34 mg	3000	Tape and reel 13" reel

### 4 Revision history

**Table 7. Document revision history**

Date	Revision	Changes
09-Sep-2012	1	First issue.



## STPS6M100DEE

### Please Read Carefully:

Information in this document is provided solely in connection with ST products. STMicroelectronics NV and its subsidiaries ("ST") reserve the right to make changes, corrections, modifications or improvements, to this document, and the products and services described herein at any time, without notice.

All ST products are sold pursuant to ST's terms and conditions of sale.

Purchasers are solely responsible for the choice, selection and use of the ST products and services described herein, and ST assumes no liability whatsoever relating to the choice, selection or use of the ST products and services described herein.

No license, express or implied, by estoppel or otherwise, to any intellectual property rights is granted under this document. If any part of this document refers to any third party products or services it shall not be deemed a license grant by ST for the use of such third party products or services, or any intellectual property contained therein or considered as a warranty covering the use in any manner whatsoever of such third party products or services or any intellectual property contained therein.

**UNLESS OTHERWISE SET FORTH IN ST'S TERMS AND CONDITIONS OF SALE ST DISCLAIMS ANY EXPRESS OR IMPLIED WARRANTY WITH RESPECT TO THE USE AND/OR SALE OF ST PRODUCTS INCLUDING WITHOUT LIMITATION IMPLIED WARRANTIES OF MERCHANTABILITY, FITNESS FOR A PARTICULAR PURPOSE (AND THEIR EQUIVALENTS UNDER THE LAWS OF ANY JURISDICTION), OR INFRINGEMENT OF ANY PATENT, COPYRIGHT OR OTHER INTELLECTUAL PROPERTY RIGHT.**

**UNLESS EXPRESSLY APPROVED IN WRITING BY TWO AUTHORIZED ST REPRESENTATIVES, ST PRODUCTS ARE NOT RECOMMENDED, AUTHORIZED OR WARRANTED FOR USE IN MILITARY, AIR CRAFT, SPACE, LIFE SAVING, OR LIFE SUSTAINING APPLICATIONS, NOR IN PRODUCTS OR SYSTEMS WHERE FAILURE OR MALFUNCTION MAY RESULT IN PERSONAL INJURY, DEATH, OR SEVERE PROPERTY OR ENVIRONMENTAL DAMAGE. ST PRODUCTS WHICH ARE NOT SPECIFIED AS "AUTOMOTIVE GRADE" MAY ONLY BE USED IN AUTOMOTIVE APPLICATIONS AT USER'S OWN RISK.**

Resale of ST products with provisions different from the statements and/or technical features set forth in this document shall immediately void any warranty granted by ST for the ST product or service described herein and shall not create or extend in any manner whatsoever, any liability of ST.

ST and the ST logo are trademarks or registered trademarks of ST in various countries.

Information in this document supersedes and replaces all information previously supplied.

The ST logo is a registered trademark of STMicroelectronics. All other names are the property of their respective owners.

© 2012 STMicroelectronics - All rights reserved

STMicroelectronics group of companies

Australia - Belgium - Brazil - Canada - China - Czech Republic - Finland - France - Germany - Hong Kong - India - Israel - Italy - Japan - Malaysia - Malta - Morocco - Philippines - Singapore - Spain - Sweden - Switzerland - United Kingdom - United States of America

[www.st.com](http://www.st.com)