

## Excellent Integrated System Limited

Stocking Distributor

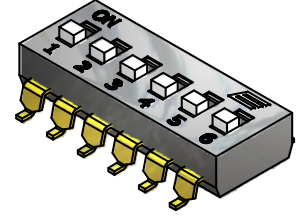
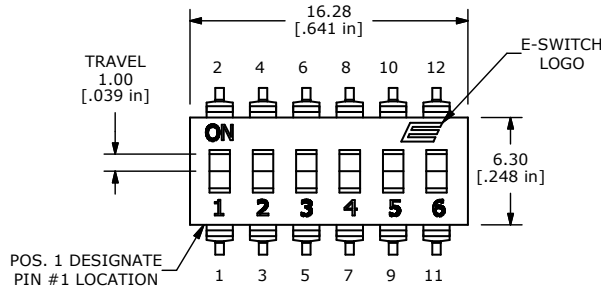
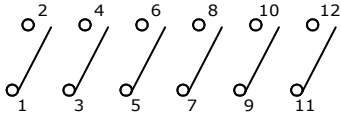
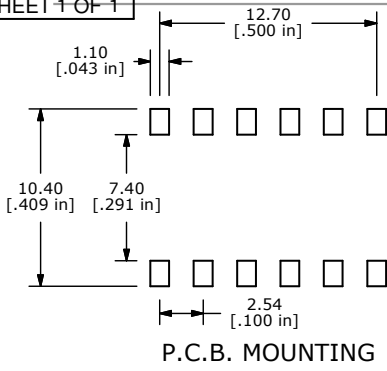
Click to view price, real time Inventory, Delivery & Lifecycle Information:

[E-Switch](#)  
[KAE06LGGT](#)

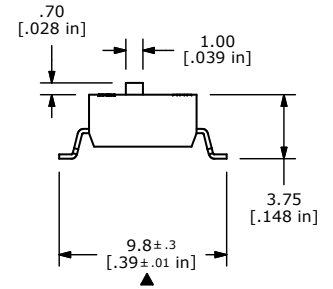
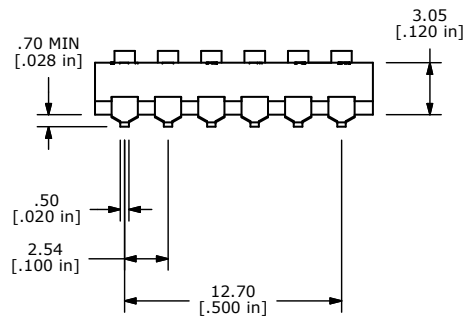
For any questions, you can email us directly:

[sales@integrated-circuit.com](mailto:sales@integrated-circuit.com)

SHEET 1 OF 1



- NOTES:**
- ALL DIMENSIONS IN MM [INCH].
  - GENERAL TOLERANCE: X.X=±0.4  
X.XX=±0.25
  - TERM. NOS. FOR REFERENCE ONLY.
  - CONTACT RATINGS: 25mA @24VDC. (SWITCH)  
100mA @50VDC. (CARRY)
  - ▲**5. CONTACT MATERIAL:  
CONTACTS: (MOVABLE) COPPER W/GOLD PLATE.  
TERMINALS: BRASS w/GOLD PLATE.
  - INSULATION RESISTANCE; 100 MΩ MIN. @500VDC.
  - CONTACT RESISTANCE; 50 mΩ MAX INITIAL.
  - OPERATING TEMP: -20°C TO +85°C.
  - STORAGE TEMP: -40°C TO +85°C.
  - ELECTRICAL LIFE: 2000 CYCLES.
  - ▲**11. PACKAGE: TUBE (28 PER TUBE)  
WITH ALL POLES IN THE "OFF" POSITION.
  - ▲**DENOTES CRITICAL PARAMETER.
  - DIELECTRIC STRENGTH: 500VAC MIN FOR 1 MINUTE.
  - ▲**14. OPERATING FORCE: 1000 GRAMS MAX.
  - 2002/95/EC (ROHS) COMPLIANT.



**E-SWITCH®**

TITLE KAE06LGGT

A	20852	RELEASED FOR PRODUCTION	10/29/12	EBP
REV	PCR NO	DESCRIPTION	DATE	BY

THE INFORMATION CONTAINED IN THIS DOCUMENT IS PROPRIETARY TO E-SWITCH AND IS NOT TO BE COPIED OR TRANSFERRED

SCALE	DATE 10/29/2012	DR EBP	DWG N800206	REV A
-------	-----------------	--------	-------------	-------