

Excellent Integrated System Limited

Stocking Distributor

Click to view price, real time Inventory, Delivery & Lifecycle Information:

[Bourns Inc.](#)
[SRP8040-R10Y](#)

For any questions, you can email us directly:
sales@integrated-circuit.com



Features

- Shielded construction
- Unit height of 4.2 mm
- Inductance range: 0.10 μ H to 0.22 μ H
- Current up to 35 A
- RoHS compliant*

Applications

- Input/output of DC/DC converters
- Power supplies for:
 - Portable communications equipment
 - Camcorders
 - LCD TVs
 - Car audio systems

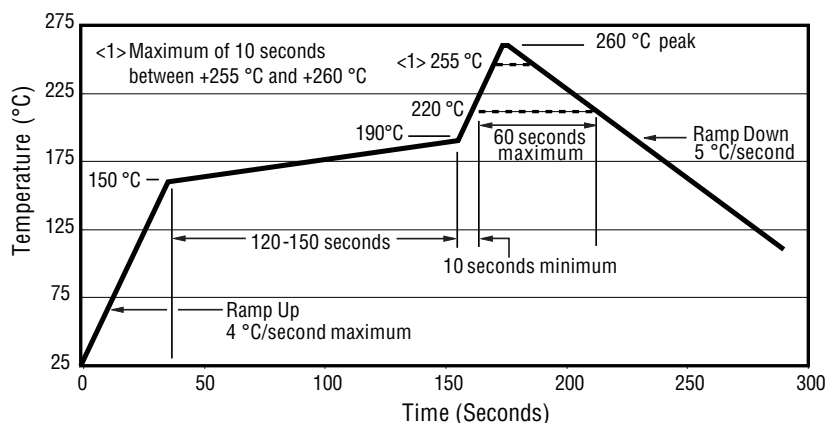
SRP8040 Series - Shielded Power Inductors

Electrical Specifications

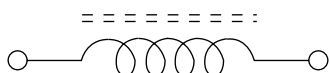
Bourns Part No.	Inductance L (μ H)	IDC (A)	RDC (m Ω) max.	RDC (m Ω) typ.
SRP8040-R10Y	0.10 \pm 30 %	35.0	0.65	0.49
SRP8040-R22Y	0.22 \pm 30 %	25.0	0.65	0.49

SRP8040-R10Y: IDC based on inductance drop 10 % typical of L value at 20 °C.
 SRP8040-R22Y: IDC based on inductance drop 30 % typical of L value at 20 °C.

Soldering Profile



Electrical Schematic



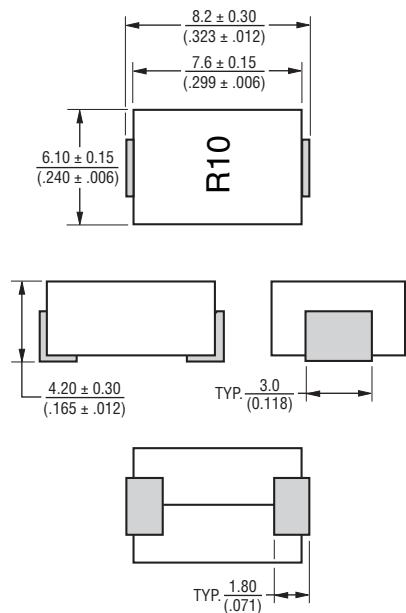
General Specifications

Test Voltage1.0 V
 Test Frequency100 KHz
 Reflow Soldering230 °C; 50 sec max.
 Operating Temperature ..-55 °C to +150 °C
 (Temperature rise included)
 Storage Temperature..-55 °C to +150 °C
 Resistance to Soldering Heat
+260 °C for 10 sec.

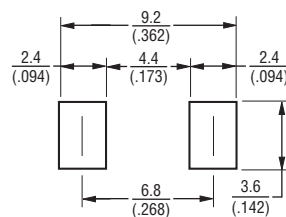
Materials

CoreFerrite
 WireTinned copper
 TerminalCu/Sn
 Rated CurrentSee Electrical Specifications
 Temperature Rise40 °C at rated I rms
 Packaging1000 pcs. per 13-inch reel

Product Dimensions



Recommended Layout



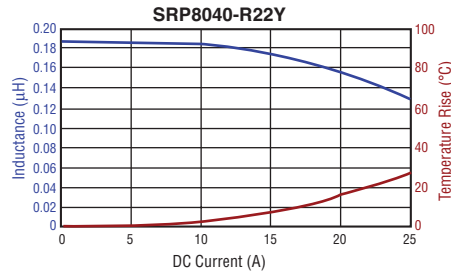
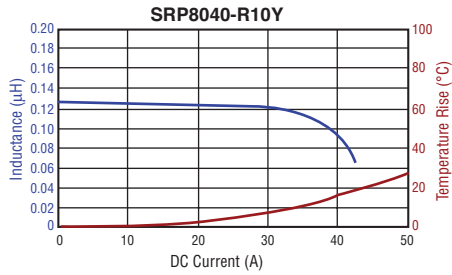
DIMENSIONS: $\frac{\text{MM}}{\text{(INCHES)}}$

*RoHS Directive 2002/95/EC Jan 27, 2003 including Annex.
 Specifications are subject to change without notice.
 Customers should verify actual device performance in their specific applications.

SRP8040 Series - Shielded Power Inductors



L vs. I Charts



Packaging Specifications

