

Excellent Integrated System Limited

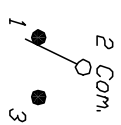
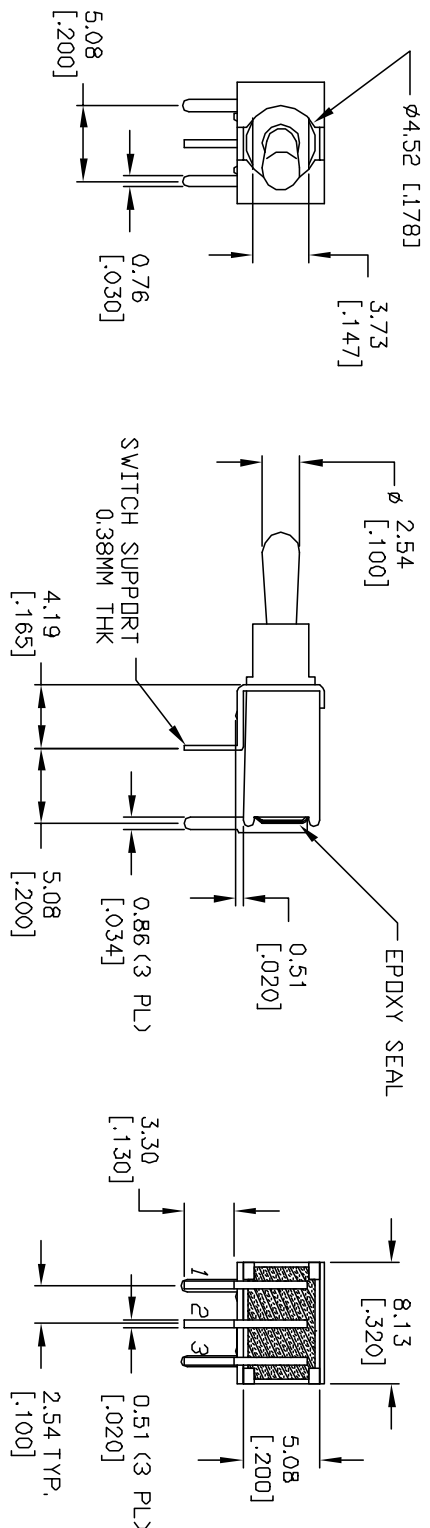
Stocking Distributor

Click to view price, real time Inventory, Delivery & Lifecycle Information:




[E-Switch](#)
[200AWMSP3T2A1M6RE](#)

For any questions, you can email us directly:

sales@integrated-circuit.com



CONTACT CONFIGURATION

| SWITCH FUNCTION | | |
|---|---|---|
| POS. 1 | POS. 2 | POS. 3 |
|  |  |  |
| 2-3 | DN | 2-1 |

- NOTES:
1. ALL DIMENSIONS IN MM. [INCH]
 2. GENERAL TOLERANCE: X.X=±0.4 X.XX=±0.25
 3. TERM. NOS. FOR REF. ONLY
 4. RATING: 0.4(VA) max. @20V max. (AC or DC)
 5. FIXED TERM. & MOVING CONTACT: Copper alloy w/Gold plate over Nickel plate
 6. ELECTRICAL LIFE: 50,000 make-and-break cycles at full load.
 7. INSULATION RESISTANCE: 1000M ohm min.
 8. DIELECTRIC STRENGTH: 1000V RMS min. @sea level.
 9. OPERATING TEMP.: -30°C to 85°C



| | | | | | | | | | |
|--------------|--|--|--|------------------------|--|-------------|--|--------------------------|--|
| REV. B | | ECN No. 11536 | | WRONG PART DESCRIPTION | | DATE 6/8/01 | | CJB | |
| REV. ECN No. | | DESCRIPTION | | DATE | | CHKD | | TITLE | |
| | | THE INFORMATION CONTAINED IN THIS DOCUMENT IS PROPRIETARY TO E-SWITCH AND IS NOT TO BE COPIED OR TRANSMITTED | | | | | | SCALE 2:1 | |
| | | | | | | | | DATE 3/7/97 | |
| | | | | | | | | DR MM | |
| | | | | | | | | DWG T201212 | |
| | | | | | | | | REV B | |
| | | | | | | | | 200A WMSP-3 T2 A1 M6 R E | |