

## Excellent Integrated System Limited

Stocking Distributor

Click to view price, real time Inventory, Delivery & Lifecycle Information:

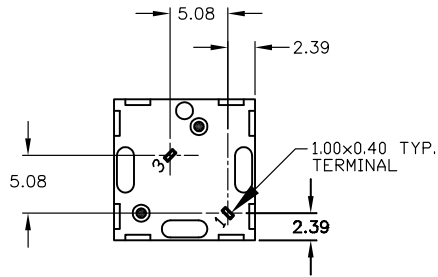
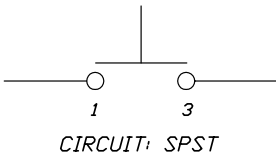
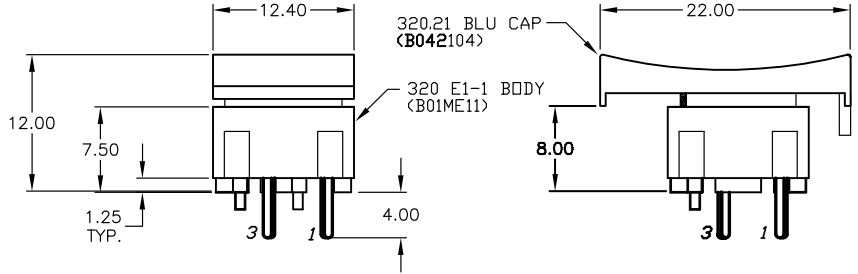
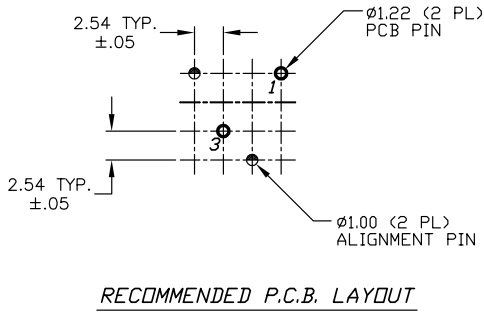
[E-Switch](#)  
[320.21E11BLU](#)

For any questions, you can email us directly:

[sales@integrated-circuit.com](mailto:sales@integrated-circuit.com)

SHEET OF

TOP VIEW - SHOW ORIENTATION OF LEGENDS  
 IN RESPECT TO THE PCB PIN TERMINALS.



NOTES:

1. ALL DIMENSIONS IN MM
2. GENERAL TOLERANCE: X.X=±0.4  
X.XX=±0.25
3. TERMINAL NO'S FOR REFERENCE ONLY.
4. RATING: 25mA, @50VDC
5. OPERATING FORCE: 120gf
6. TRAVEL TO MAKE: 0.7mm
7. USES CONTACT DOME: (B050001)  
320 E1-1 CONTACT

**E-SWITCH®**

TITLE					320.21 E1-1 BLU				
SCALE	DATE	DR	DWG	REV					
2:1	11/4/03	AR	XB0112P	A					

A	13572	RELEASED FOR PRODUCTION	11/4/03	AR
REV.	ECN No.	DESCRIPTION	DATE	CHKD
<small>THE INFORMATION CONTAINED IN THIS DOCUMENT IS PROPRIETARY TO E-SWITCH AND IS NOT TO BE COPIED OR TRANSFERRED</small>				