

Excellent Integrated System Limited

Stocking Distributor

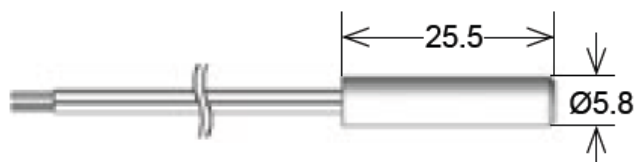
Click to view price, real time Inventory, Delivery & Lifecycle Information:

[Standex-Meder Electronics](#)
[MK03-1A66B-500W](#)

For any questions, you can email us directly:

sales@integrated-circuit.com

MK03 Series Reed Sensors



- Features: Cylindrical Reed Sensor, Choice of Cable Termination & Lengths available, Various Case Sizes
- Applications: Door & Window Contacts, With Magnetic Floats for Water Level Detection, Position Sensing
- Markets: Appliance, Industrial, Security & Others

Part Description: **M K 03 - 0 X 00 X - 000 X**

Contact QTY	Contact Form	Switch Model	Magnetic Sensitivity	Cable Length (mm)	Termination
1	A, B, C	66, 75, 90	B, C, D, E	200, 300, 500, 1,000, 1,500, 2,000, 3,000, 5,000	w

Customer Options	Switch Model			Unit
Contact Data	66	75	90	
Rated Power (max.) Any DC combination of V&A not to exceed their individual max.'s	10	10	10	W
Switching Voltage (max.) DC or peak AC	200	500	175	V
Switching Current (max.) DC or peak AC	0.5	0.5	0.5	A
Carry Current (max.) DC or peak AC	1.0	1.0	1.0	A
Contact Resistance (max.) @ 0.5V & 50mA	150	200	150	mOhm
Breakdown Voltage (min.) According to EN60255-5	0.25	1.5	0.2	kVDC
Operating Time (max.) Incl. Bounce; Measured with w/ Nominal Voltage	0.7	0.5	0.7	ms
Release Time (max.) Measured with no Coil Excitation	0.05	0.1	1.5	ms
Insulation Resistance (typ.) Rh<45%, 100V Test Voltage	10 ¹⁰	10 ¹⁰	10 ⁹	Ohm
Capacitance (typ.) @ 10kHz across open Switch	0.3	0.4	1.5	pF




Housing and Cable Specifications

Housing Material	PBT Glass Fiber Reinforced
Case Color	White
Sealing Compound	Polyurethan
Cable Typ	Flat Cable
Cable Material	PVC
Cross Section (mm ²)	2 x 0.14

Environmental Data

		Unit
Shock Resistance (max.) 1/2 sine wave duration 11ms	50	g
Vibration Resistance (max.)	20	g
Operating Temperature Cable not moved	-30 to 70	°C
Operating Temperature Cable moved	-5 to 70	°C
Storage Temperature	-30 to 70	°C

Glossary Contact Form

Form A	NO = Normally Open Contacts SPST = Single Pole Single Throw	
Form B	NC = Normally Closed Contacts SPST = Single Pole Single Throw	
Form C	Changeover SPDT = Single Pole Double Throw	

Glossary Magnetic Sensitivity

Sens.	A	B	C	D	E	F	G
AT	05-10	10-15	15-20	20-25	25-30	30-35	35-40



MK03 Reed Sensor



Handling & Assembly Instructions

- Max torque on housing is 1Nm
- Cable bending-radius is diameter x 15
- Min. bending distance to housing is 5mm
- Drag mark out of the mounting area forbidden
- Decrease switching distance by mounting on iron
- Do not use magnetically inductive screws
- Series resistor recommended for > 5m cable length

Life Test Data

*Load increase reduces life expectancy of Reed Switches

