

Excellent Integrated System Limited

Stocking Distributor

Click to view price, real time Inventory, Delivery & Lifecycle Information:


[TDK Corporation](#)

[VLM10555T-1R8M8R8-2](#)

For any questions, you can email us directly:

sales@integrated-circuit.com

VLM10555T-1R8M8R8-2

Applications		Commercial Grade
Feature	<div>Wire Wound</div> <div>Shield</div> <div>Ferrite Core</div>	Wire Wound Magnetic Shield Ferrite Core
Series	VLM Series / VLM10555-2 Type	
Status	PROD (Recommendation is available)(Recommended Alternate Part Number:Please get contact with TDK)	



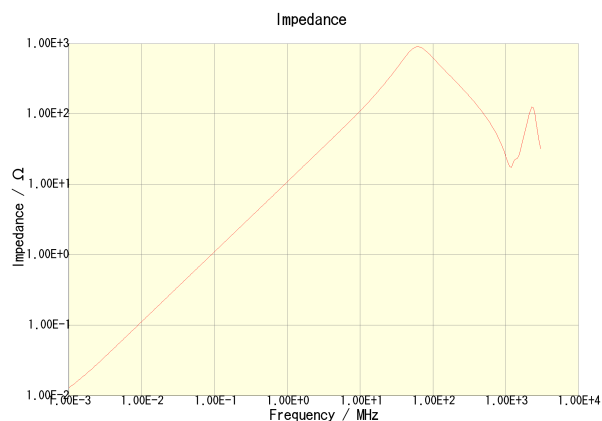
Size	
Length(L)	10.30mm +0.20mm
Width(W)	10.60mm +/-0.20mm
Thickness(T)	5.40mm +/-0.20mm
Recommended Land Pattern (A)	2.60mm Nom.
Recommended Land Pattern (B)	3.40mm Nom.
Recommended Land Pattern (C)	3.00mm Nom.
Recommended Land Pattern (D)	6.10mm Nom.
Recommended Land Pattern (E)	1.90mm Nom.
Recommended Land Pattern (F)	1.80mm Nom.

Electrical Characteristics	
Inductance	1.8uH +/-20% at 100kHz
Rated Current (L Change) [Max.]	18A (25% Down)
Rated Current (Temperature Rise) [Typ.]	8.8A (40degC Rise)
Rated Current (Temperature Rise) [Max.]	
DC Resistance [Nom.]	5.6mΩ
DC Resistance [Max.]	6.44mΩ

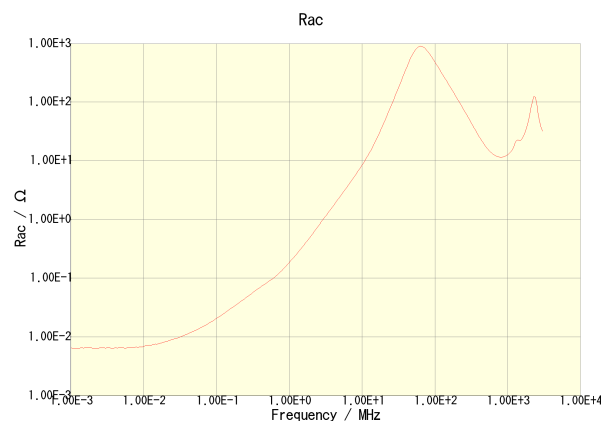
Other	
Operating Temp. Range (Including Self-Temp. Rise)	-40 to 125degC
Soldering Method	Reflow, Iron Soldering
AEC Q200	No
Packing	Blister (Plastic)Taping [330mm Reel]
Package Quantity	500Pcs Min.
Weight	1.7g

VLM10555T-1R8M8R8-2

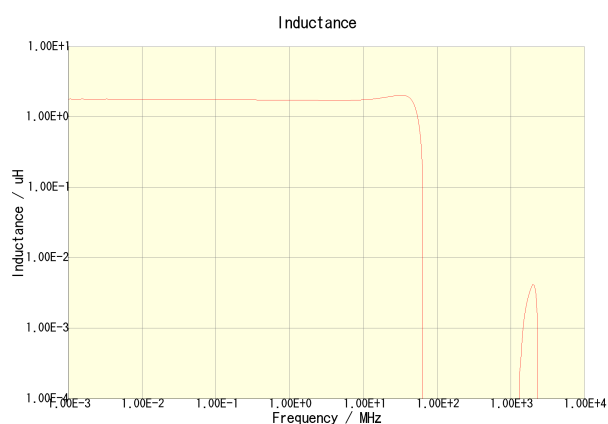
Characteristic Graphs (This is reference data, and does not guarantee the product's characteristics.)



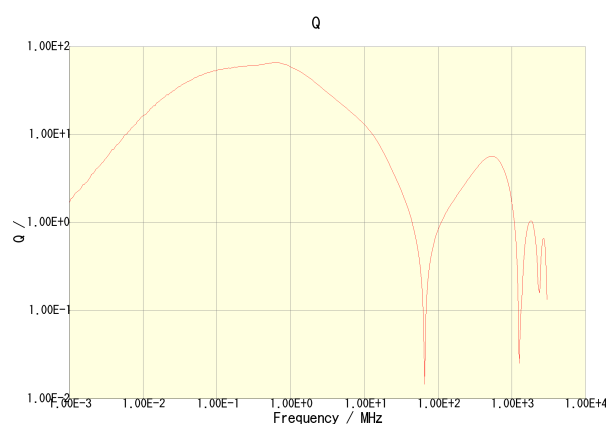
VLM10555T-1R8M8R8-2



VLM10555T-1R8M8R8-2



VLM10555T-1R8M8R8-2



VLM10555T-1R8M8R8-2

VLM10555T-1R8M8R8-2

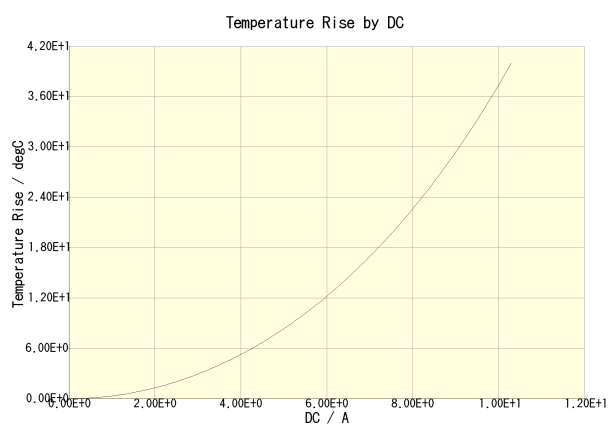
Characteristic Graphs (This is reference data, and does not guarantee the product's characteristics.)

DC Bias Characteristic

no data available

Temperature Characteristic

no data available



VLM10555T-1R8M8R8-2(Amb. Temp. = 20degc)