

Excellent Integrated System Limited

Stocking Distributor

Click to view price, real time Inventory, Delivery & Lifecycle Information:

[AVX Corporation](#)

[DP05B5425TTR](#)

For any questions, you can email us directly:

sales@integrated-circuit.com

Multilayer Organic (MLO™)



0805 WLAN/BT Diplexer



MLO™ TECHNOLOGY

The 0805 MLO™ diplexer is best in class low profile multilayer organic passive device that is based on AVX's patented multilayer organic high density interconnect technology. The MLO™ diplexer uses high dielectric constant and low loss materials to realize high Q passive printed elements such as inductors and capacitors in a multilayer stack up. The MLO™ diplexers can support multiple wireless standards such as WCDMA, CDMA, WLAN and GSM. These components which are less than 0.5mm in thickness are ideally suited for band switching for dual band systems. All MLO™ diplexers are expansion matched to FR4 thereby resulting in improved reliability over standard Si and

ceramic devices.

APPLICATIONS

Multiband applications including WiFi, BT, WiMax, GPS, and cellular bands

LAND GRID ARRAY ADVANTAGES

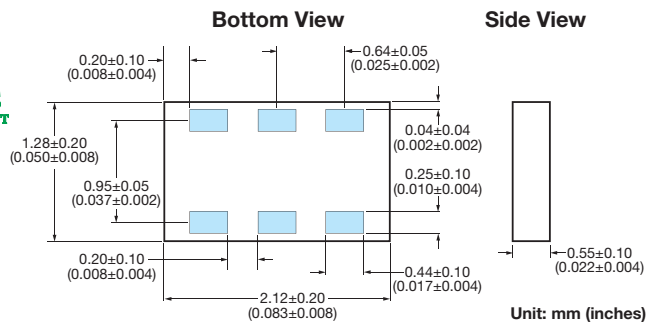
- Low Insertion Loss
- Excellent Solderability
- Low Parasitics
- Matched CTE to PCB

HOW TO ORDER

DP **05** **B** **5425** **7** **TR**
 Type Size Design Frequency (MHz) Finish
 7 = Au
 T = NiSn
 Packaging
 Tape & Reel
 TR = 3 Kpcs
 TR/500 = 500 pcs



COMPONENT DIMENSIONS AND FUNCTIONS



QUALITY INSPECTION

Finished parts are 100% tested for electrical parameters and visual characteristics.

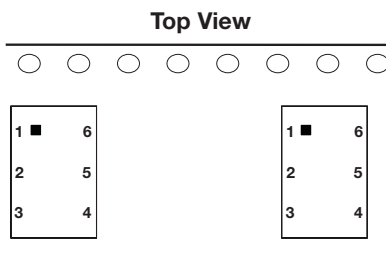
OPERATING TEMPERATURE

-40°C to +85°C

TERMINATION

Finishes available in Ni/Sn, Immersion Sn, Immersion Au and OSP coatings which are compatible with automatic soldering technologies which include reflow, wave soldering, vapor phase and manual.

ORIENTATION IN TAPE



| Terminal No. | Terminal Name |
|--------------|---------------------|
| 1 | Low Frequency Port |
| 2 | GND |
| 3 | High Frequency Port |
| 4 | GND |
| 5 | Common Port |
| 6 | GND |

PART NUMBER: DP05B54257TR

| Specification @ 25°C | |
|--|-----------------------------|
| Size [mm(inches)] | 2.12 x 1.28 (0.083 x 0.050) |
| Height [mm(inches)] | 0.55 (0.021) |
| Volume (mm ³) | 1.5 |
| Pass Band Range (F1) (MHz) | 2450 +/-50MHz |
| Pass Band Range (F2) (MHz) | 5425 +/-525MHz |
| Insertion Loss (F1) (dB) | -0.5 |
| Insertion Loss (F2) (dB) | -1.0 |
| Attenuation (F1) 4800MHz - 6000MHz (dB) | -36 |
| Attenuation 3 x (F1) (dB) | -31 |
| Attenuation (F2) 1800MHz - 2500MHz (dB) | -26 |
| Attenuation 2 x (F2) (dB) | -13 |
| Attenuation 3 x (F2) (dB) | -15 |
| VSWR (Input @ F1) | 1.2 |
| VSWR (Input @ F2) | 1.7 |
| VSWR (Lowband @ F1) | 1.2 |
| VSWR (Highband @ F2) | 1.7 |

POWER CAPACITY

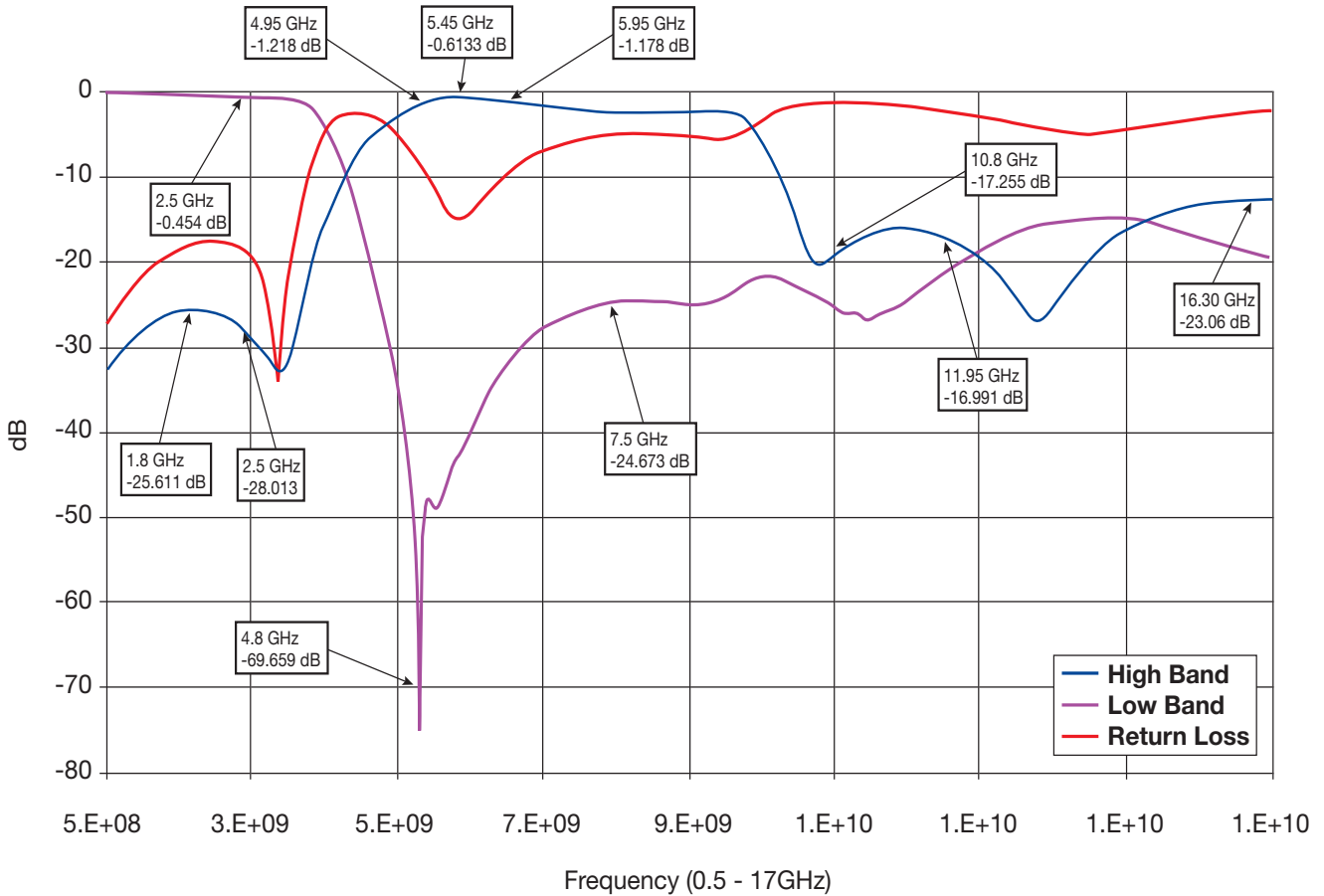
4.5W Maximum

Multilayer Organic (MLO™)



0805 WLAN/BT Diplexer

S PARAMETER MEASUREMENTS



6