Excellent Integrated System Limited

Stocking Distributor

Click to view price, real time Inventory, Delivery & Lifecycle Information:

Bel Fuse Inc.
6605837-1

For any questions, you can email us directly:
sales@integrated-circuit.com

Distributor of Bel Fuse Inc.: Excellent Integrated System Limited
Datasheet of 6605837-1 - CONN MAGJACK 1PORT 1000 BASE-T
Contact us: sales@integrated-circuit.com Website: www.integrated-circuit.com

© COPYRIGHT BY TRP CONNECTOR ALL RIGHTS RESERVED

REVISIONS

#	LTR	DESCRIPTION	DATE	DRN	APVD
	D	LOGO CHANGE	07APR2013	QL	KZ

MECHANICAL:

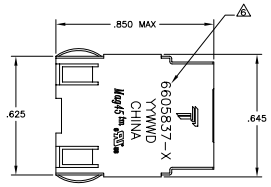

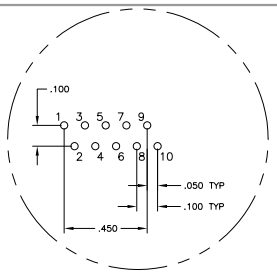

Pin Designations

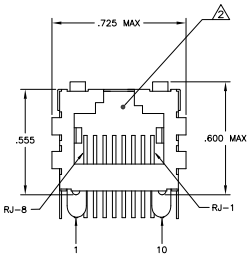

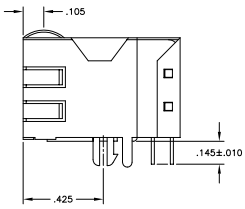

1. MATERIALS:
-HOUSING - THERMOPLASTIC PET POLYESTER FLAMMABILITY RATING UL 94V-0.
-SHIELD - .010" THICK, C26800 BRASS PREPLATED WITH 30µINCH MIN SEMI-BRIGHT NICKEL, SOLDER TABS POST DIPPED WITH 100µINCH MIN SAC SOLDER.
-MOD JACK CONTACTS - 0.0157" x 0.018" PHOSPHOR BONZE, 50µINCH MIN OVERALL NICKEL UNDERPLATE, WITH SELECT 50µINCH MIN HARD GOLD FINISH PLATE. SOLDERTAILS WITH 100µINCH MIN MATTE TIN AND/OR SAC SOLDER DIP.

2. RJ45 JACK CAVITY CONFORMS TO FCC RULES AND REGULATIONS PART 68, SUB PART F.

3. MAGNETICS
-IMPEDANCE: 100 OHMS
-TURNS RATIO (CHIP:CABLE): 1:1 ALL FOUR PAIRS
-OPEN CIRCUIT INDUCTANCE (OCL): 350mH MIN @100kHz, 0.1VRMS,8mADC BIAS FROM 0°C TO 70°C, ALL FOUR PAIRS
-ALL FOUR PAIRS BI-DIRECTIONAL
-PERFORMANCE @ 25°C:
INSERTION LOSS (IL): 1.1dB MAX FROM 0.5MHz TO 100MHz
RETURN LOSS (RL): 18dB MIN FROM 0.5MHZ TO 40MHz
12-20LOG(f/80)dB MIN FROM 40.1MHz TO 100MHz
CROSSTALK ATTENUATION: 35dB MIN FROM 0.5MHz TO 40MHz
33-20×LOG(f/50)dB MIN FROM 40.1MHz TO 100MHz
COMMON MODE REJECTION RATIO (CMRR): 30dB MIN FROM 0.5MHz TO 100MHz
-ISOLATION VOLTAGE:2250VDC (MAX) FOR 60 SECONDS WITH A RISE TIME OF 500V/SEC.

4. OPERATING TEMPERATURE: FROM 0°C TO + 70°C.

5. THE MAGNETICS ARE SYMMETRIC, AND ARE AUTO-MDI/MDIX CAPABLE.

6. TRP CONNECTOR LOGO, PART NUMBER, DATE CODE, COUNTRY OF ORIGIN AND AGENCY APPROVAL MARKING IN APPROXIMATE LOCATION SHOWN.

7. THE PART IS RECOMMENDED FOR WAVE SOLDERING PROCESS,PEAK WAVE SOLDERING TEMPERATURE IS 265°C MAX,10 SECONDS MAX.

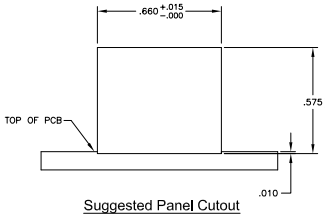

Suggested Panel Cutout

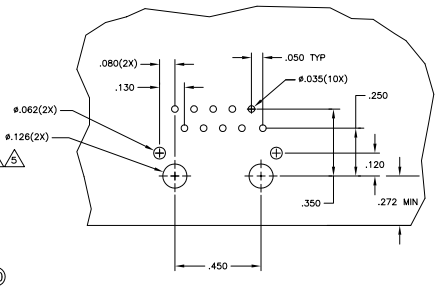

Suggested PCB Layout
(Component Side)

ELECTRICAL:

7G01P1 GIGABIT MAGNETIC CIRCUIT

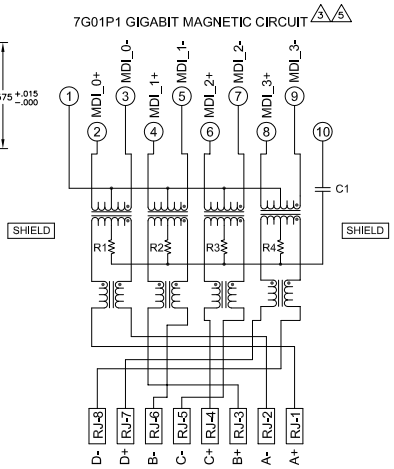

C1 = 1000 pF, 2KV CAPACITOR

R1-R4 = 75 OHMS, 1/16 W RESISTORS

6605837-1
PART NUMBER

THIS DRAWING IS A CONTROLLED DOCUMENT

DIMENSIONS: INCHES

TOLERANCES UNLESS OTHERWISE SPECIFIED:
0 PLC ± -
1 PLC ± -
2 PLC ± .010
3 PLC ± .005
ANGLES ± -

MATERIAL 1
FINISH 1

DRN: L. VARELA - 20MAR2008 DRAWINGS
CHK: D. FARDLE 20MAR2008 DRAWINGS
APVD: D. FARDLE 20MAR2008 DRAWINGS
PRODUCT SPEC: 108-2100
APPLICATION SPEC: -
WEIGHT: -

TRP CONNECTOR
TRP connector
Dongguan China

NAME: 1X1 MAG45(TM), MODULAR JACK, SHIELDED, 7G01P1 SCHEMATIC, 7G01P1 GIGABIT MAGNETIC CIRCUIT, WITH DECOUPLING CAPACITOR, NO LEDS

SIZE A1 | CAGE CODE 00779 | DRAWING NO 6605837 | REPLACES TO -

CUSTOMER DRAWING | SCALE NTS | SHEET 1 OF 1 | REV D