

## Excellent Integrated System Limited

Stocking Distributor

Click to view price, real time Inventory, Delivery & Lifecycle Information:

[Amphenol RF](#)  
[034-5027](#)

For any questions, you can email us directly:

[sales@integrated-circuit.com](mailto:sales@integrated-circuit.com)

NOTES:

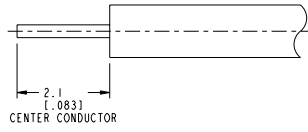
1. MATERIALS AND FINISHES:  
 BODY - BRASS, GOLD PLATING  
 BAYONET SLEEVE - BRASS, NICKEL PLATING  
 OUTER CONTACT - BeCu, NICKEL PLATING  
 CONTACT - PHOSPHOR BRONZE, GOLD PLATING  
 INSULATOR - PTFE
2. ELECTRICAL:  
 A. IMPEDANCE: 50 OHM  
 B. FREQUENCY RANGE: DC - 6 GHz  
 C. RETURN LOSS : 30 dB MIN. @ 6 GHz  
 D. DIELECTRIC WITHSTANDING VOLTAGE: 500 VRMS, MIN.  
 E. INSULATION RESISTANCE: 10,000 MΩ MIN
3. MECHANICAL:  
 A. DURABILITY: 500 CYCLES MIN.  
 B. TEMPERATURE RANGE: -65° C TO +165° C
4. ENVIRONMENTAL:  
 A. THERMAL SHOCK PER MIL-STD-202 METHOD 107  
 TEST CONDITION B EXCEPT HIGH TEMP @200°C  
 B. VIBRATION: MIL-STD-202 METHOD 204 TEST CONDITION B  
 C. SHOCK: MIL-STD-202 METHOD 213 TEST CONDITION B  
 D. CORROSION: MIL-STD-202 METHOD 101  
 TEST CONDITION B 5% SALT SOLUTION
5. PACKAGING:  
 A. QUANTITY: SINGLE PACK  
 B. MARKING: MARK BAG OR TAG:  
 "AMPHENOL RF, 34-5027 DATE CODE  
 U.S. PATENT NO. 7,553,177"
6. HIGH DENSITY INSTALLATION/REMOVAL TOOL: 227-T2000
7. CABLE ASSEMBLY INSTRUCTIONS:  
 A. TRIM CABLE AS SHOWN  
 B. SLIDE INSULATOR DISC OVER THE CABLE CENTER CONDUCTOR.  
 C. SOLDER BULLET CONTACT TO CABLE CENTER CONDUCTOR  
 INSERT CABLE WITH BULLET CONTACT INTO BODY  
 D. SOLDER OUTER CONDUCTOR OF CABLE TO BODY.

▶ SHOWS CABLE ENTRY DIMENSIONS.

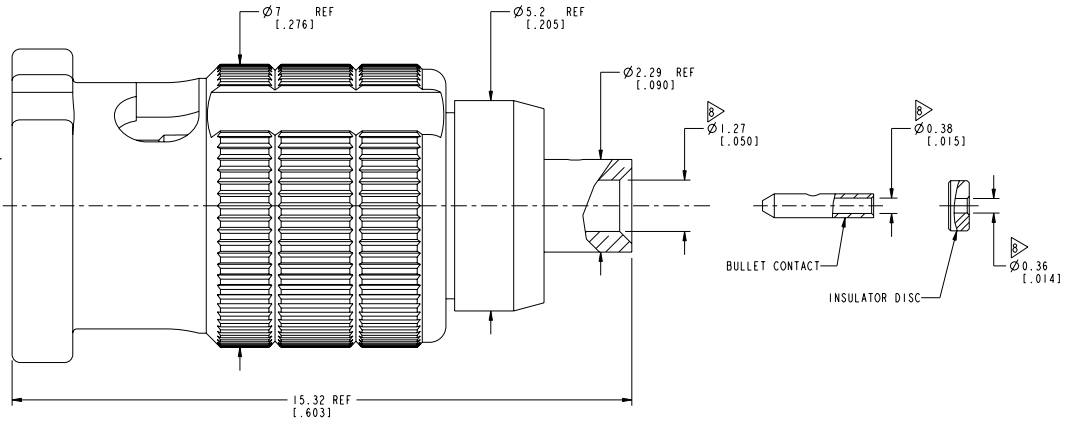
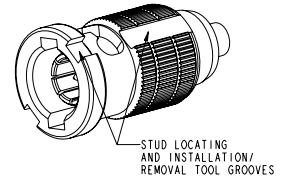
THIRD ANGLE PROJ.

REVISIONS

REV	DESCRIPTION	DATE	ECO	APPR
A	RELEASE TO MFG.	12-Apr-13	49282	TD



**RECOMMENDED CABLE STRIPPING DIMENSIONS**



PROTECTED UNDER U.S. PATENT # 7,553,177

**CUSTOMER OUTLINE DRAWING**  
 ALL OTHER SHEETS ARE FOR INTERNAL USE ONLY

<small>UNLESS OTHERWISE SPECIFIED, DIMENSIONS ARE IN METRIC AND TOLERANCES ARE:          &lt;0.5mm 0.5 - 6mm 6 - 30mm 30 - 120mm ANGLES          ±0.05mm ±0.1mm ±0.2mm ±0.3mm ±1°</small> <small>NOTICE - These drawings, specifications, or other data (1) are, and remain the property of Amphenol Corp. (2) must be returned upon request; and (3) are confidential and not to be disclosed to any person other than those to whom they are given by Amphenol Corp. The furnishing of these drawings, specifications, or other data by Amphenol Corp., or to any other person to anyone for any purpose is not to be regarded by implication or otherwise in any manner licensing, granting rights to, or permitting such holder or any other person to manufacture, use or sell any product, process or design, patented or otherwise, that may in any way be related to or disclosed by said drawings, specifications, or other data.</small>	MATERIAL	DRAWN	DATE	TITLE	<b>Amphenol RF</b> <small>www.amphenolrf.com</small> DRAWING NO. 34-5027 ITEM NO. 34-5027 PART NO. 34-5027
	SEE NOTES	ENGINEER	DATE	50 OHM HD-BNC STR PLUG FOR 0.047" CONFORMABLE CABLE	
	REFERENCE EAR # 5400	APPROVED	DATE	SCALE: 1:1.0:1.0 SHEET 2 OF 2	
	CONFIGURATION LEVEL: □□□□	H.HE	12-Apr-13	DWG SIZE B REV A	
FINISH		CAD FILE			