

Excellent Integrated System Limited

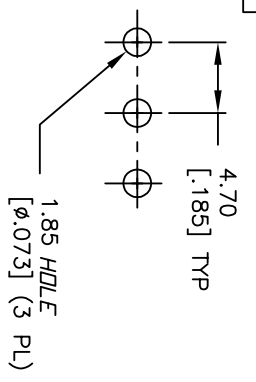
Stocking Distributor

Click to view price, real time Inventory, Delivery & Lifecycle Information:

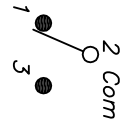
[E-Switch](#)
[100AWSP5T1B1M1QEH](#)

For any questions, you can email us directly:

sales@integrated-circuit.com



RECOMMENDED PCB LAYOUT

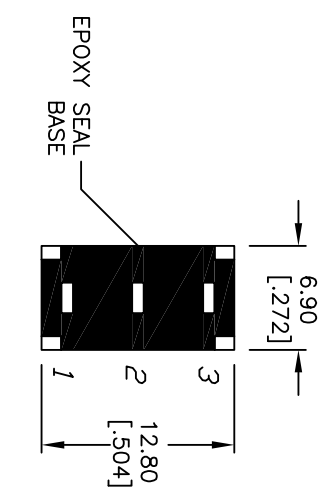
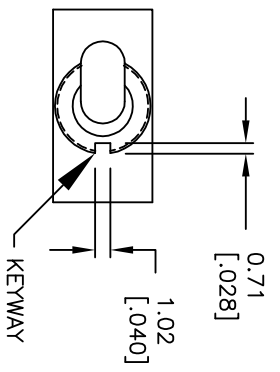


CIRCUIT: SPDT

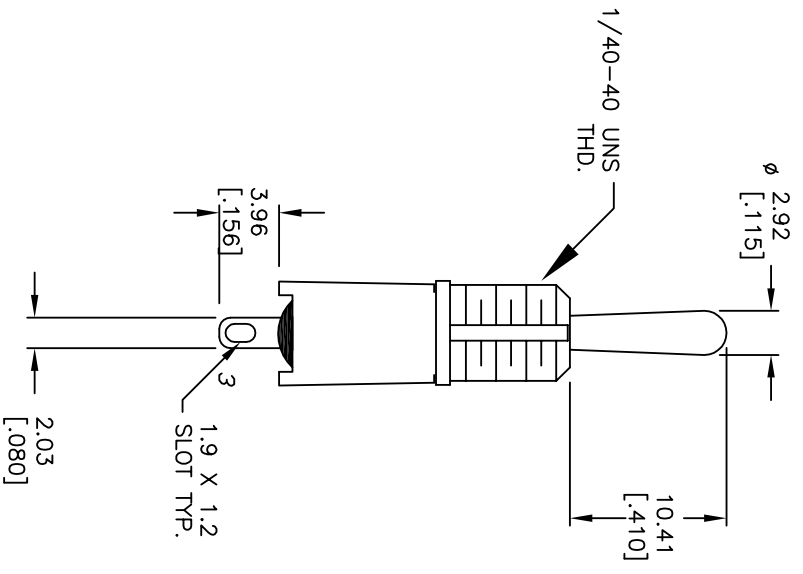
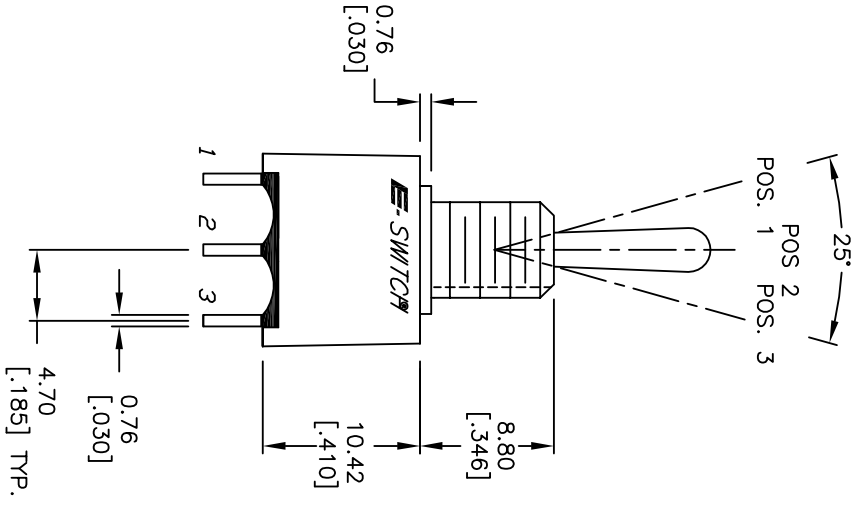
SWITCH FUNCTION		
POS. 1	POS. 2	POS. 3
DN	OFF	<DN>
2-3	DPEN	2-1

NOTES:

1. ALL DIMENSIONS IN MM [INCH]
2. GENERAL TOLERANCE: X.X=±0.4 X.XX=±0.25
3. TERMINAL NUMBERS FOR REF ONLY
4. RATING: 5A @120VAC or 28VDC 2A @250VAC (w/RESISTIVE LOAD)
5. FIXED TERM. & MOVING CONTACT: Cu Alloy w/Silver plate
6. ELECTRIC LIFE: 40,000 make-and-break cycles at full load.
7. INSULATION RESISTANCE: 1,000 Mega-ohm min.
8. DIELECTRIC STRENGTH: 1,000 V RMS @sea level.
9. OPERATING TEMP.: -30°C to 85°C
10. ▲ DENOTES CRITICAL PARAMETER
11. 2002/95/EC (ROHS) COMPLIANT
12. HARDWARE TO BE SUPPLIED IN BULK: T100011-LOCK WASHER QTY-1 T100015-LOCK RING QTY-1 T100000-HEX NUT QTY-2



BOTTOM VIEW



REV.	ECN No.	DESCRIPTION	DATE	CHKD
B	17804	CHANGED BUSHING DIMENSIONS	10/25/07	BF
A	17701	RELEASED FOR PRODUCTION	9/20/07	BF

THE INFORMATION CONTAINED IN THIS DOCUMENT IS PROPRIETARY TO E-SWITCH AND IS NOT TO BE COPIED OR TRANSFERRED

TITLE		SCALE		DATE		DR		DWG		REV	
100AWSP5T1B1M1QE-H		2:1		10/25/07		BF		ST105005		B	

