

Excellent Integrated System Limited

Stocking Distributor

Click to view price, real time Inventory, Delivery & Lifecycle Information:

[E-Switch](#)
[200BWMSP1T2A1SM6QE](#)

For any questions, you can email us directly:

sales@integrated-circuit.com

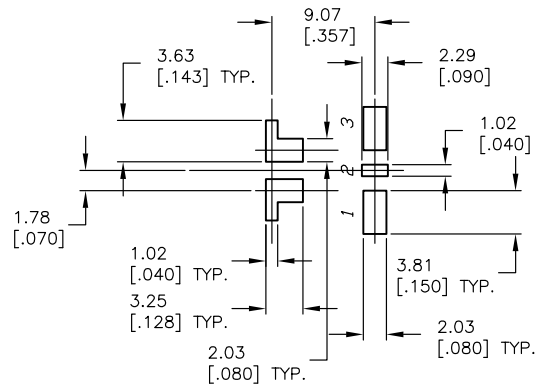
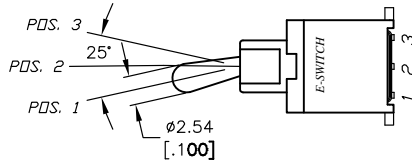
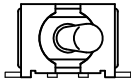
SHEET 1 OF 1



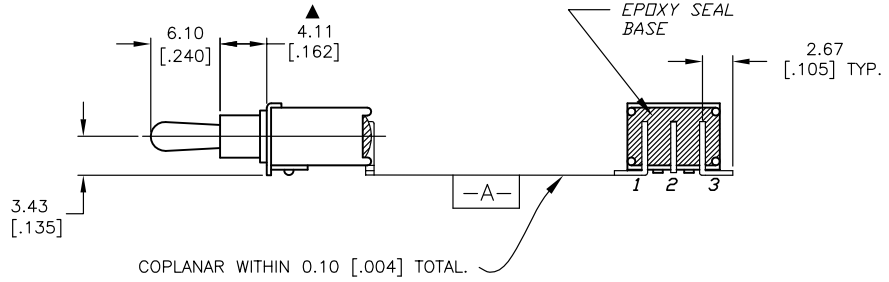
CIRCUIT: SPDT

CONTACT CONFIGURATION

SWITCH FUNCTION		
POS. 1	POS. 2	POS. 3
DN	NONE	DN
2-3	OPEN	2-1



RECOMMEND MOUNTING LAYOUT



NOTES:

1. ALL DIMENSIONS IN MM [INCH]
2. GENERAL TOLERANCE: 0.0±0.4
0.00±0.25
3. TERM. NOS. FOR REF. ONLY
- ▲ 4. CONTACT RATING: 1 AMP @250VAC;
3 AMP@120 VAC OR 28VDC
5. FIXED TERMINAL & MOVING CONTACT: SILVER PLATED COPPER
6. ELECTRICAL LIFE: 50,000 MAKE-AND-BREAK CYCLE
AT FULL LOAD.
7. DIELECTRIC STRENGTH: 1,000 V RMS @SEA LEVEL.
8. OPERATING TEMP.: -30°C to 85°C
- ▲ 9. PACKAGING: TAPE AND REEL
10. ▲ DENOTES CRITICAL PARAMETER.

COPLANAR WITHIN 0.10 [.004] TOTAL.

E-SWITCH®

REV.	ECN No.	DESCRIPTION	DATE	CHKD
A	14173	RELEASED FOR PRODUCTION	7/19/04	AR

TITLE				
200BWMSP1T2A1SM6QE				
SCALE	DATE	DR	DWG	REV
2:1	7/19/04	AR	T833041	A

THE INFORMATION CONTAINED IN THIS DOCUMENT IS PROPRIETARY TO E-SWITCH AND IS NOT TO BE COPIED OR TRANSFERRED