

Excellent Integrated System Limited

Stocking Distributor

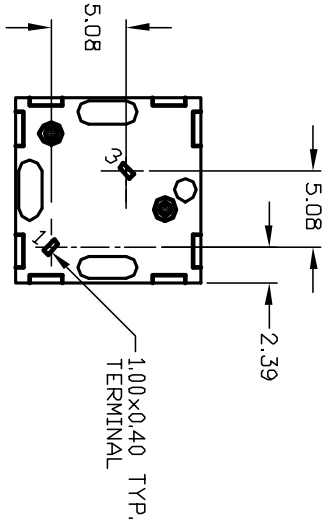
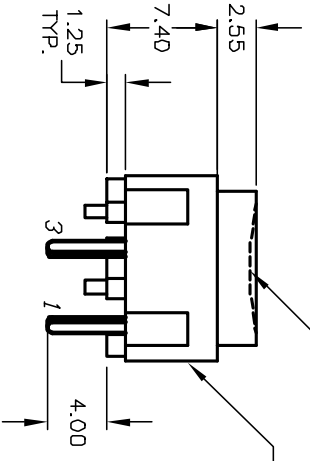
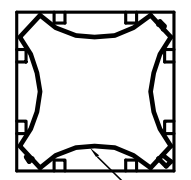
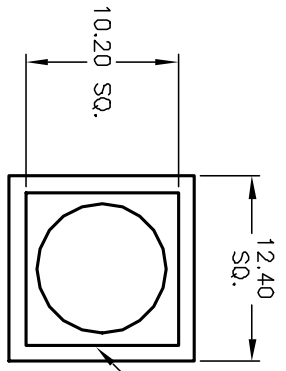
Click to view price, real time Inventory, Delivery & Lifecycle Information:

[E-Switch](#)
[320E11ORG](#)

For any questions, you can email us directly:

sales@integrated-circuit.com

SHEET OF

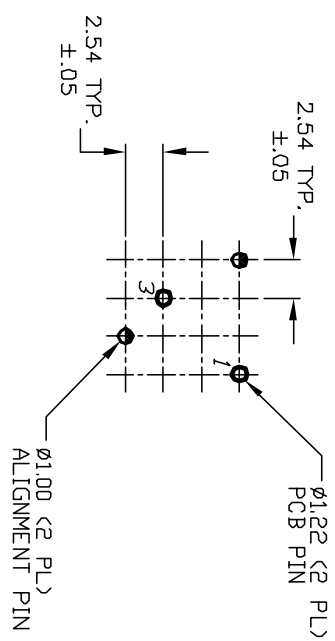


W/ FINGER RECESS
320 E1-1 BODY (B01ME11)
SHOWN CAP REMOVED

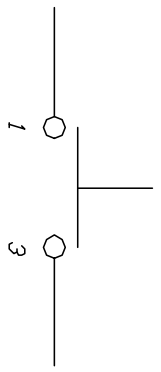
320 DRG CAP (B040005)

320 E1-1 CONTACT (B050001)

TOP VIEW - SHOW ORIENTATION OF LEGENDS
IN RESPECT TO THE PCB PIN TERMINALS.



RECOMMENDED P.C.B. LAYOUT



CIRCUIT: SPST
CONTACT CONFIGURATION

NOTES:

1. ALL DIMENSIONS IN MM
2. GENERAL TOLERANCE: X.X=±0.4
X.XX=±0.25
3. TERMINAL NO.'S FOR REFERENCE ONLY.
4. RATING: 25mA, @50VDC
5. OPERATING FORCE: 120gf
6. TRAVEL TO MAKE: 0.7mm

E-SWITCH®

320 E1-1 DRG

REV.	B	11867	ECN No.	REVISED AND REDRAWN	12/17/01	DATE	CJB	CHKD
THE INFORMATION CONTAINED IN THIS DOCUMENT IS PROPRIETARY TO E-SWITCH AND IS NOT TO BE COPIED OR TRANSMITTED								

TITLE	SCALE	DATE	DR	DWG	REV
320 E1-1 DRG	2:1	12/17/01	CJB	XB0765P	B