

Excellent Integrated System Limited

Stocking Distributor

Click to view price, real time Inventory, Delivery & Lifecycle Information:

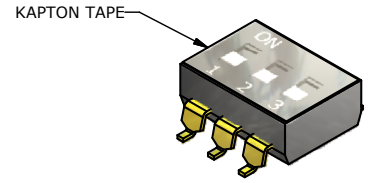
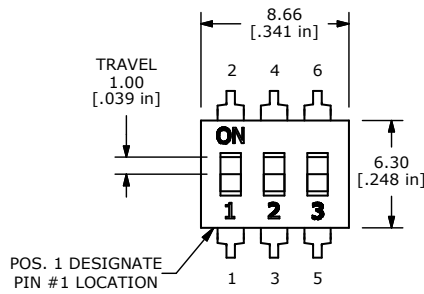
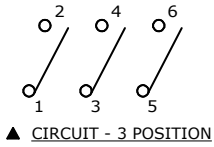
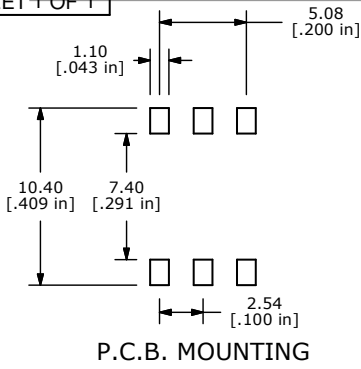
[E-Switch](#)

[KAE03TGGR](#)

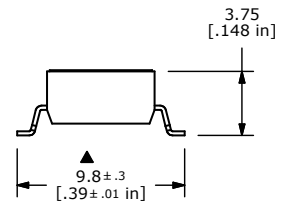
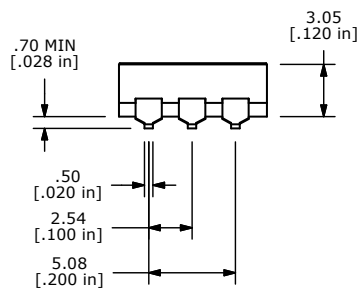
For any questions, you can email us directly:

sales@integrated-circuit.com

SHEET 1 OF 1



- NOTES:
1. ALL DIMENSIONS IN MM [INCH].
 2. GENERAL TOLERANCE: X.X=±0.4 X.XX=±0.25
 3. TERM. NOS. FOR REFERENCE ONLY.
 4. CONTACT RATINGS: 25mA @24VDC. (SWITCH)
100mA @50VDC. (CARRY)
 - ▲ 5. CONTACT MATERIAL:
CONTACTS: (MOVABLE) COPPER W/GOLD PLATE.
TERMINALS: BRASS w/GOLD PLATE.
 6. INSULATION RESISTANCE; 100 MΩ MIN. @500VDC.
 7. CONTACT RESISTANCE; 50 mΩ MAX INITIAL.
 8. OPERATING TEMP: -20°C TO +85°C.
 9. STORAGE TEMP: -40°C TO +85°C.
 10. ELECTRICAL LIFE: 2000 CYCLES.
 - ▲ 11. PACKAGE: TAPE AND REEL (900 PER REEL)
WITH ALL POLES IN THE "OFF" POSITION.
 12. ▲ DENOTES CRITICAL PARAMETER.
 13. DIELECTRIC STRENGTH: 500VAC MIN FOR 1 MINUTE.
 - ▲ 14. OPERATING FORCE: 1000 GRAMS MAX.
 15. 2002/95/EC (ROHS) COMPLIANT.



E-SWITCH®

TITLE KAE03TGGR

A	20774	RELEASED FOR PRODUCTION	9/24/12	EBP
REV	PCR NO	DESCRIPTION	DATE	BY

THE INFORMATION CONTAINED IN THIS DOCUMENT IS PROPRIETARY TO E-SWITCH AND IS NOT TO BE COPIED OR TRANSFERRED

SCALE	DATE	DR	DWG	REV
	9/24/2012	EBP	N801103	A