

## Excellent Integrated System Limited

Stocking Distributor

Click to view price, real time Inventory, Delivery & Lifecycle Information:

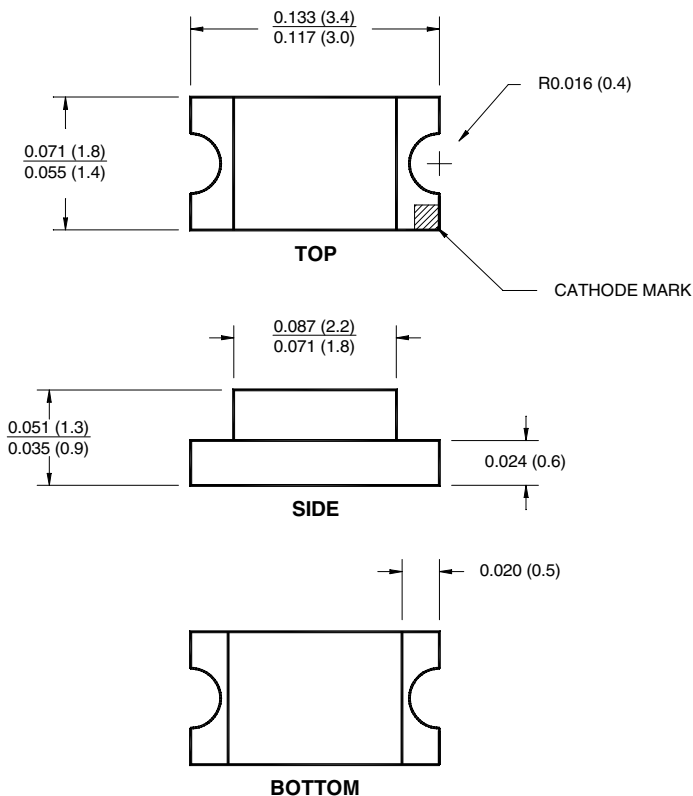
[Fairchild Semiconductor](#)  
[QTLP650C5TR](#)

For any questions, you can email us directly:

[sales@integrated-circuit.com](mailto:sales@integrated-circuit.com)

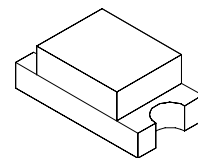
# SURFACE MOUNT LED LAMP (1206) Chip Type - Water Clear

## PACKAGE DIMENSIONS



NOTE:  
 Dimensions are in inches (mm).

PURE GREEN QTLP650C-5  
 ORANGE QTLP650C-8



## FEATURES

- Ultra-miniature and extremely low profile
- Industrial standard footprint
- Wide viewing angle of 140°
- Water clear optics
- Moisture-proof packaging

## DESCRIPTION

These surface mount lamps are designed to fit industry standard profile and footprint for ultra-miniature chip type 1206. The low profile and 140° viewing angle, moisture-proof packaging makes this chip type LED ideal for panel illumination, push-button backlighting and membrane switch applications.

## ABSOLUTE MAXIMUM RATINGS (T<sub>A</sub> = 25°C unless otherwise specified)

Parameter	Pure Green QTLP650C-5	Orange QTLP650C-8	Units
Continuous Forward Current - I <sub>F</sub>	30	30	mA
Peak Forward Current - I <sub>F</sub> (f = 1.0 KHz, Duty Factor = 1/10)	160	160	mA
Reverse Voltage - V <sub>R</sub> (I <sub>R</sub> = 10 μA)	5	5	V
Power Dissipation - P <sub>D</sub>	100	100	mW
Operating Temperature - T <sub>OPR</sub>	-40 to +100		°C
Storage Temperature - T <sub>STG</sub>	-40 to +100		°C
Lead Soldering Time - T <sub>SOL</sub>			°C
Wave	260 for 5 sec		
Reflow	260 for 10 sec		



# SURFACE MOUNT LED LAMP (1206) Chip Type - Water Clear

PURE GREEN	QTLP650C-5
ORANGE	QTLP650C-8

ELECTRICAL / OPTICAL CHARACTERISTICS (T <sub>A</sub> =25°C)			
Part Number	Pure Green QTLP650C-5	Orange QTLP650C-8	Condition
Luminous Intensity (mcd)			I <sub>F</sub> = 20 mA
Minimum	1.5	3.0	
Typical	3.5	6.0	
Forward Voltage (V)			I <sub>F</sub> = 20 mA
Maximum	2.8	2.8	
Typical	2.1	2.1	
Peak Wavelength (nm)	555	610	I <sub>F</sub> = 20 mA
Spectral Line Half Width (nm)	30	40	I <sub>F</sub> = 20 mA
Viewing Angle (°)	140	140	I <sub>F</sub> = 20 mA

## TYPICAL PERFORMANCE CURVES

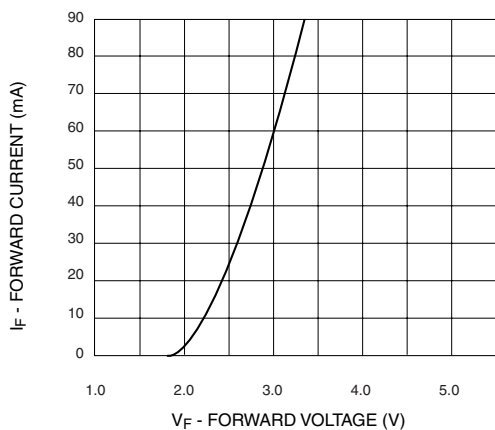


Fig. 1 Forward Current vs. Forward Voltage

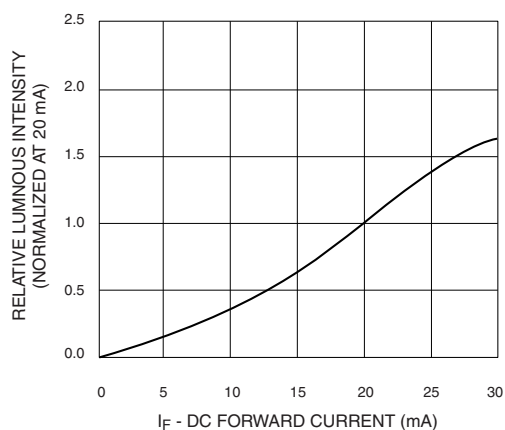


Fig. 2 Relative Luminous Intensity vs. DC Forward Current



# SURFACE MOUNT LED LAMP (1206) Chip Type - Water Clear

PURE GREEN	QTLP650C-5
ORANGE	QTLP650C-8

## TYPICAL PERFORMANCE CURVES

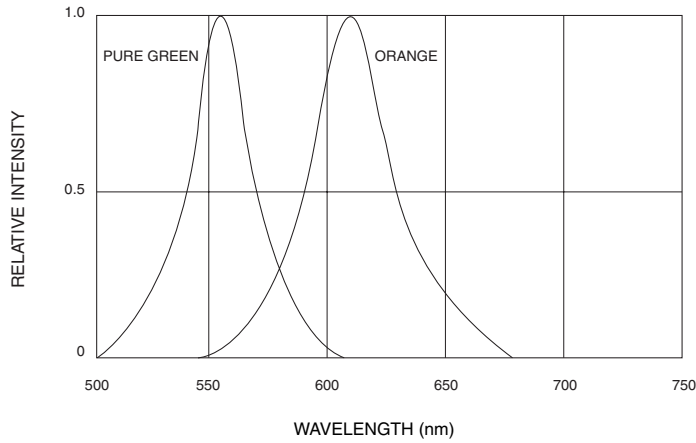


Fig. 3 Relative Intensity vs. Peak Wavelength

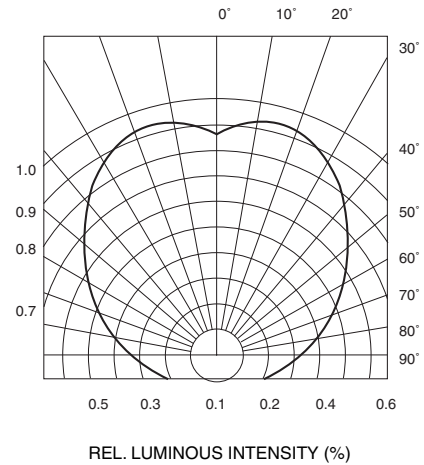


Fig. 4 Radiation Diagram

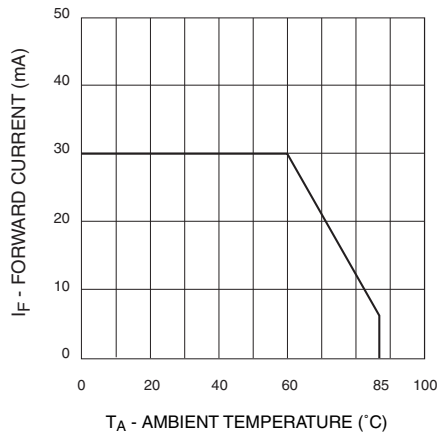


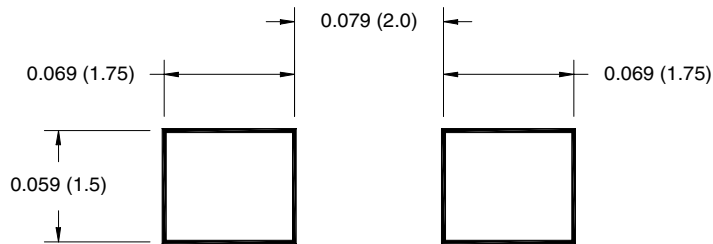
Fig. 5 Current Derating Curve



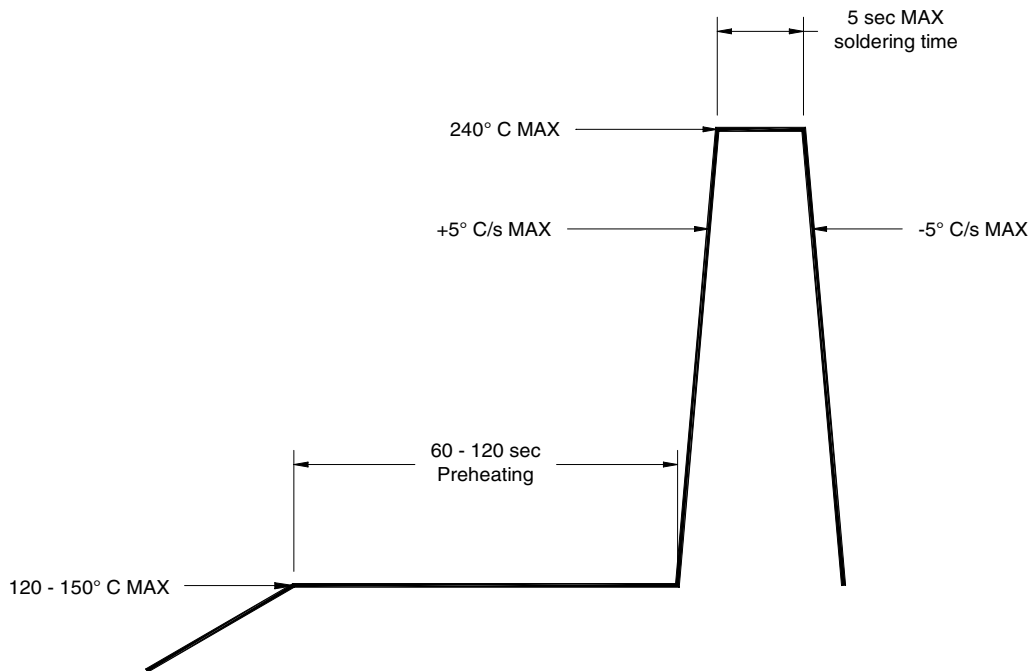
# SURFACE MOUNT LED LAMP (1206) Chip Type - Water Clear

PURE GREEN	QTLP650C-5
ORANGE	QTLP650C-8

## RECOMMENDED PRINTED CIRCUIT BOARD PATTERN



## RECOMMENDED IR REFLOW SOLDERING PROFILE





# SURFACE MOUNT LED LAMP

## (1206) Chip Type - Water Clear

### DISCLAIMER

FAIRCHILD SEMICONDUCTOR RESERVES THE RIGHT TO MAKE CHANGES WITHOUT FURTHER NOTICE TO ANY PRODUCTS HEREIN TO IMPROVE RELIABILITY, FUNCTION OR DESIGN. FAIRCHILD DOES NOT ASSUME ANY LIABILITY ARISING OUT OF THE APPLICATION OR USE OF ANY PRODUCT OR CIRCUIT DESCRIBED HEREIN; NEITHER DOES IT CONVEY ANY LICENSE UNDER ITS PATENT RIGHTS, NOR THE RIGHTS OF OTHERS.

### LIFE SUPPORT POLICY

FAIRCHILD'S PRODUCTS ARE NOT AUTHORIZED FOR USE AS CRITICAL COMPONENTS IN LIFE SUPPORT DEVICES OR SYSTEMS WITHOUT THE EXPRESS WRITTEN APPROVAL OF THE PRESIDENT OF FAIRCHILD SEMICONDUCTOR CORPORATION. As used herein:

1. Life support devices or systems are devices or systems which, (a) are intended for surgical implant into the body, or (b) support or sustain life, and (c) whose failure to perform when properly used in accordance with instructions for use provided in the labeling, can be reasonably expected to result in a significant injury of the user.
2. A critical component in any component of a life support device or system whose failure to perform can be reasonably expected to cause the failure of the life support device or system, or to affect its safety or effectiveness.