

Excellent Integrated System Limited

Stocking Distributor

Click to view price, real time Inventory, Delivery & Lifecycle Information:

[Molex Connector Corporation](#)
[10-02-1027](#)

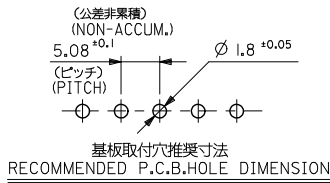
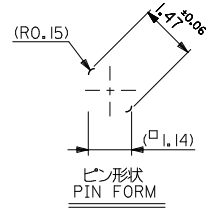
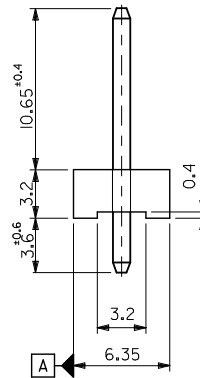
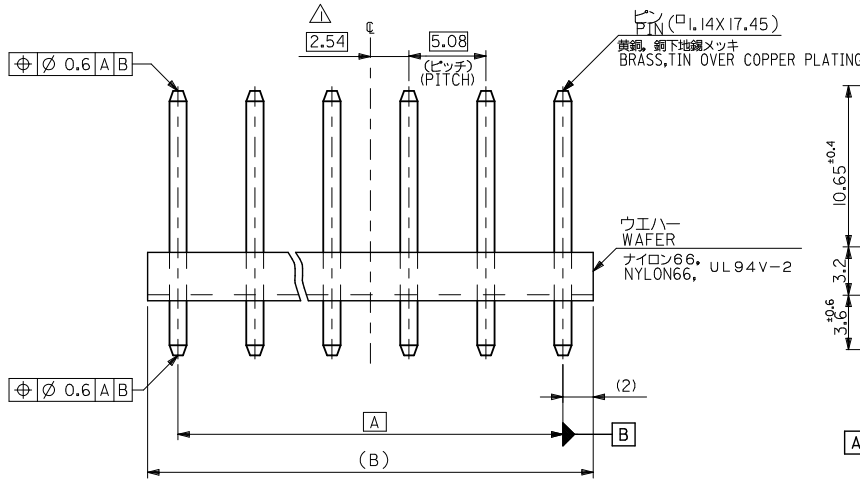
For any questions, you can email us directly:

sales@integrated-circuit.com

10 9 8 7 6 5 4 3 2 1

注記
NOTE

- △ 全極数が偶数の場合のみ適用。
TO BE APPLIED ONLY WHEN ALL CKTS. ARE EVEN.
- 2 ウエハーの反りは、長さ25.4に対して0.2最大。
CAMBER MUST BE 0.24 MAX.PER 25.4.



	59.88	55.88	10-02-1127	5279-12A	12
	54.8	50.8	-1117	-11A	11
	49.72	45.72	-1107	-10A	10
	44.64	40.64	-1097	-09A	9
VOID	39.56	35.56	-1087	-08A	8
VOID	34.48	30.48	-1077	-07A	7
	29.4	25.4	-1067	-06A	6
VOID	24.32	20.32	-1057	-05A	5
	19.24	15.24	-1047	-04A	4
VOID	14.16	10.16	-1037	-03A	3
	9.08	5.08	10-02-1027	5279-02A	2
	B	A	EDP NO.	ENG. NO.	極数 CKT.

REVISED EC NO. J2015-0067 DRAWN: YWAKE 2014/07/23 CHKD: KASAKAWA 2014/07/23 APPR: NUKITA 2014/07/24	GENERAL TOLERANCES (UNLESS SPECIFIED)		DIMENSION STYLE MM ONLY	SCALE ---	DESIGN UNITS METRIC	THIRD ANGLE PROJECTION
	10 UNDER	± 0.2	DRAWN BY YWAKE	DATE 2014/07/23	TITLE KK 5.08 WAFER ASS	
	10 OVER 30 UNDER	± 0.25	CHECKED BY KASAKAWA	DATE 2014/07/23		
	30 OVER	± 0.3	APPROVED BY NUKITA	DATE 2014/07/24		
	ANGULAR ± 3 °	MATERIAL NO.	SEE TABLE	DOCUMENT NO.	SHEET NO. 1 OF 1	
	DRAFT WHERE APPLICABLE MUST REMAIN WITHIN DIMENSIONS	THIS DRAWING CONTAINS INFORMATION THAT IS PROPRIETARY TO MOLEX INCORPORATED AND SHOULD NOT BE USED WITHOUT WRITTEN PERMISSION				

9 8 7 6 5 4 3 2