

Excellent Integrated System Limited

Stocking Distributor

Click to view price, real time Inventory, Delivery & Lifecycle Information:

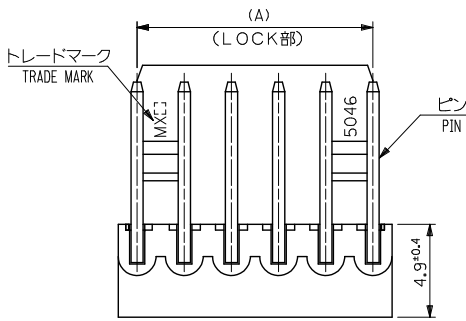
[Molex Connector Corporation](#)

[22-05-1072](#)

For any questions, you can email us directly:

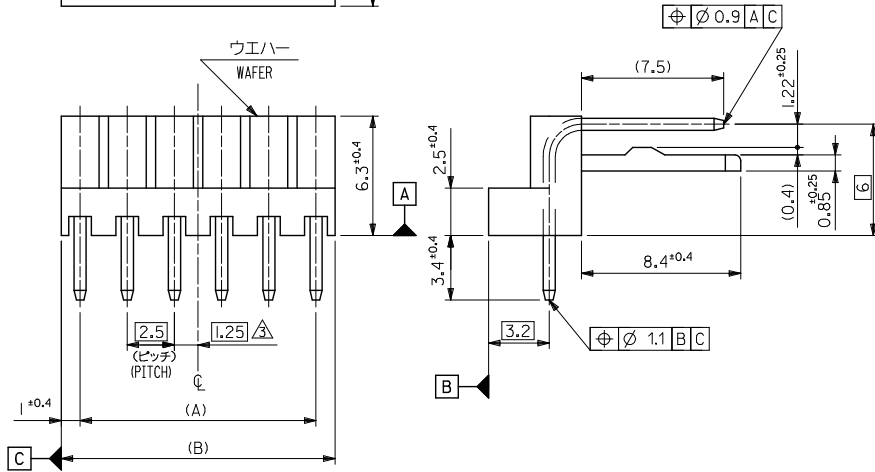
sales@integrated-circuit.com

10 9 8 7 6 5 4 3 2 1

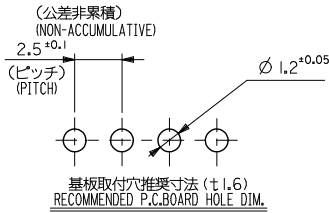


注記
NOTES :

- そりは長さ2.5、4に対して0.2MAX. CAMBER MUST BE WITHIN 0.2MAX. PER 25.4 .
- 材料(MATERIAL)
ウエハー:ポリアミド, UL94V-0
WAFER:POLYAMIDE, UL94V-0
ピン:φ0.635 黄銅, 銅下地鍍メッキ
PIN:φ0.635 BRASS, TIN OVER COPPER PLATING.
- 全極数が偶数の場合のみ適用。
APPLY FOR EVEN CIRCUITS PRODUCT ONLY.
- ELV 及び RoHS 適合品
ELV AND RoHS COMPLIANT.



49.5	47.5	22 05 1202	20
47	45	1192	19
44.5	42.5	1182	18
42	40	1172	17
39.5	37.5	1162	16
37	35	1152	15
34.5	32.5	1142	14
32	30	1132	13
29.5	27.5	1122	12
27	25	1112	11
24.5	22.5	1102	10
22	20	1092	9
19.5	17.5	1082	8
17	15	1072	7
14.5	12.5	1062	6
12	10	1052	5
9.5	7.5	1042	4
7	5	1032	3
4.5	2.5	22 05 1022	2
(B)	(A)	ORDER No.	極数 CKT.



REVISED EC NO. J2012-0974 DRAWN BY 2012/01/30 DRW:WASHIO CHKD:KAKAWA 2012/01/30 CHIKD:KAKAWA APPR:KUNITA 2013/06/03	GENERAL TOLERANCES (UNLESS SPECIFIED)		DIMENSION STYLE MM ONLY	SCALE 5:1	DESIGN UNITS METRIC	MODEL No. : 5046-***A
	10 UNDER	± 0.2	DRAWN BY Y. MIZUNO	DATE 1992/01/09	TITLE KK2.5 R/A WAFER ASSY	THIRD ANGLE PROJECTION
	10 OVER 30 UNDER	± 0.25	CHECKED BY H. HIRAMOTO	DATE 1994/11/11		
	30 OVER	± 0.3	APPROVED BY	DATE		
	ANGULAR ±3 °	MATERIAL NO.		DOCUMENT NO.		
	DRAFT WHERE APPLICABLE MUST REMAIN WITHIN DIMENSIONS		SEE CHART			
J	SIZE A3	THIS DRAWING CONTAINS INFORMATION THAT IS PROPRIETARY TO MOLEX INCORPORATED AND SHOULD NOT BE USED WITHOUT WRITTEN PERMISSION				

9 8 7 6 5 4 3 2 1

DWG. NO. SD-5046-NA

E

D

C

B

A

8

7

6

5

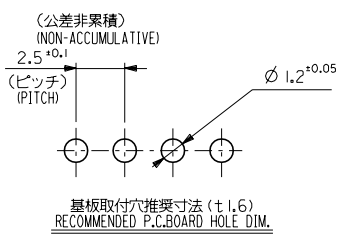
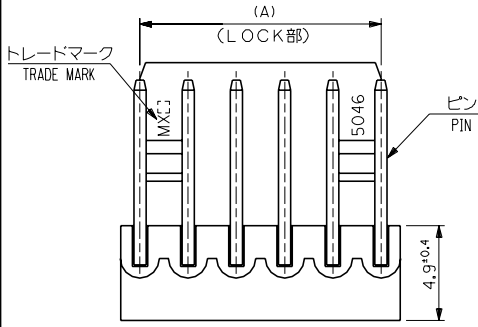
4

3

2

1

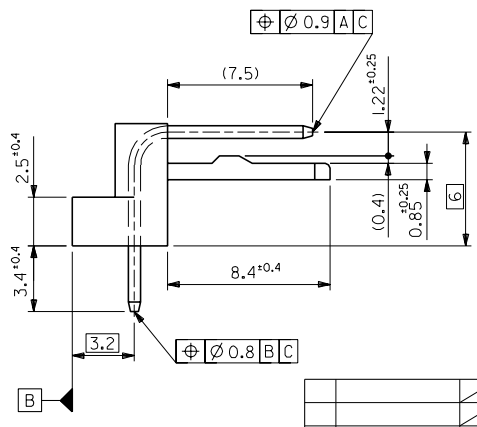
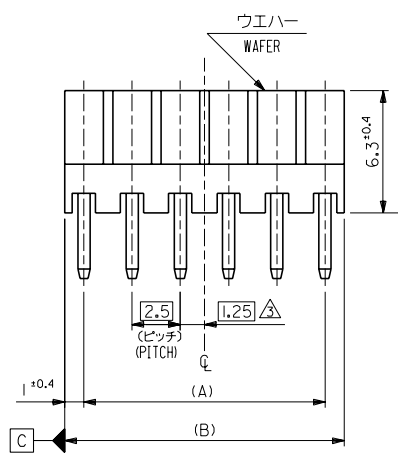
DIMENSIONS IN METRIC DO NOT SCALE DRAWING



注記
NOTES :

- そりは長さ25.4に対して0.2MAX. CAMBER MUST BE WITHIN 0.2MAX. PER 25.4 .
 - 材料 (MATERIAL)
ウエハー: 66ナイロン, UL94V-0
WAFER: 66NYLON, UL94V-0
ピン: 0.635 黄銅, 銅下地鍍メッキ
PIN: 0.635 BRASS, TIN OVER COPPER PLATING.
- △ 全極数が偶数の場合のみ適用。
APPLY FOR EVEN CIRCUITS PRODUCT ONLY.

49.5	47.5	22-05-1202	5046-20A	20
47	45	-1192	-19A	19
44.5	42.5	-1182	-18A	18
42	40	-1172	-17A	17
39.5	37.5	-1162	-16A	16
37	35	-1152	-15A	15
34.5	32.5	-1142	-14A	14
32	30	-1132	-13A	13
29.5	27.5	-1122	-12A	12
27	25	-1112	-11A	11
24.5	22.5	-1102	-10A	10
22	20	-1092	-09A	9
19.5	17.5	-1082	-08A	8
17	15	-1072	-07A	7
14.5	12.5	-1062	-06A	6
12	10	-1052	-05A	5
9.5	7.5	-1042	-04A	4
7	5	-1032	-03A	3
4.5	2.5	22-05-1022	5046-02A	2
(B)	(A)	EDP NO.	ENG.NO.	極数 CKT.



角度 ANGLE	±3°
30 以上 OVER	+0.3
10 以上 30 未満 UNDER	+0.25
10 未満 UNDER	+0.2
一般公差 GENERAL TOLERANCES	記号 I-TR 変更内容 REVISION RECORD

材料 MATERIAL	注記参照 SEE NOTE
仕上げ FINISH	---
適用電線範囲 WIRE RANGE	---
被覆外径 INS. RANGE	---
DRAWN BY '92/1/3 YAMIZUNO	CHK'D BY '94/1/1 Y.M. H.HIRAMOTO
APP'D BY '94/1/1 M.FUKUSHIMA	尺度 SCALE 5 : 1

MOLEX-JAPAN CO.,LTD.
日本モレックス株式会社

REVISE ONLY ON CAD SYSTEM
TITLE 名称
KK2.5 RIGHT ANGLE
WAFER ASS'Y

DWG. NO. SD-5046-NA
REV H

THIS DRAWING CONTAINS INFORMATION THAT IS PROPRIETARY TO MOLEX(JAPAN) AND SHOULD NOT BE USED WITHOUT WRITTEN PERMISSION
本図面は日本モレックス(株)の所有する情報を含むもので 当社の許可なく複製を禁止する。
EN-01C(032)MXJ-32