

## Excellent Integrated System Limited

Stocking Distributor

Click to view price, real time Inventory, Delivery & Lifecycle Information:

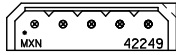
[Molex Connector Corporation](#)

[22-43-6110](#)

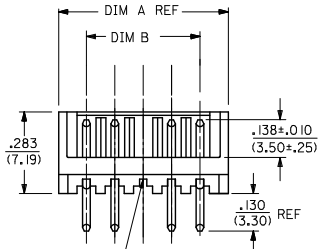
For any questions, you can email us directly:

[sales@integrated-circuit.com](mailto:sales@integrated-circuit.com)

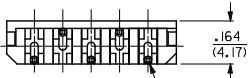
NO. OF CKTS.	KINK LOC.	DIM A IN/(MM)	DIM B IN/(MM)
2	ALL PINS	.292/(7.42)	.098/(2.50)
3	ALL PINS	.391/(9.92)	.197/(5.00)
4	ALL PINS	.489/(12.42)	.295/(7.50)
5	ALL PINS	.587/(14.92)	.394/(10.00)
6	ALL PINS	.685/(17.40)	.492/(12.50)
7	ALL PINS	.783/(19.90)	.591/(15.00)
8	ALL PINS	.882/(22.40)	.689/(17.50)
9	ALL PINS	.980/(24.90)	.787/(20.00)
10	ALL PINS	1.079/(27.40)	.886/(22.50)
11	ALL PINS	1.177/(29.90)	.984/(25.00)
12	ALL PINS	1.276/(32.40)	1.083/(27.50)
13	ALL PINS	1.374/(34.90)	1.181/(30.00)
14	ALL PINS	1.472/(37.40)	1.280/(32.50)
15	ALL PINS	1.571/(39.90)	1.378/(35.00)



SQUARE CORNER IS CKT I IDENTIFIER



OPTIONAL VOIDED CIRCUIT - SEE CHART FOR LOCATION - SEE NOTE 5



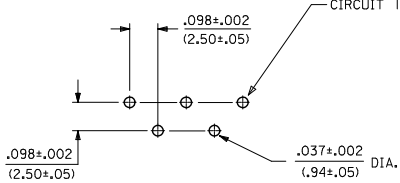
CIRCUIT I

**NOTES:**

- 1) MATERIAL: HEADER : GLASS-FILLED POLYESTER, UL94V-0, COLOR: WHITE  
PIN : BRASS.
- 2) FINISH: (154) ---.000100/(0.00254) MIN. TIN OVER  
.000050/(0.00127) MIN. NICKEL UNDERPLATE.
- 3) PRODUCT SPECS: PS-42219-0001.
- 4) PACKAGING SPECIFICATION: PK-42249-0001.
- 5) ANY VOID COMBINATION LEAVING PINS IN ONE ROW ONLY IS NOT AN AVAILABLE OPTION. THE RESULTS WOULD BE MINIMAL BOARD RETENTION.
- 6) THIS PART CONFORMS TO CLASS B REQUIREMENTS OF COSMETIC SPECIFICATION PS-45499-002.

A-42249-N\*- \*- \*- \*

NO. OF CKTS. PART  
COLOR: A = WHITE BLANK = STANDARD  
SP = SPECIAL  
VOID LOCATION




PCB HOLE LAYOUT: COMPONENT SIDE  
RECOMMENDED PCB THICKNESS: .062 (1.57)

REMOVE COLOR OPT. REC NO: UCP2014-2718 DRAWN: KIPPER 2014/01/06 CHKD: BELL 2014/01/07 APPR: SMITH 2014/01/13 S3	QUALITY SYMBOLS ∇=0 ∇=0 ∇=0	GENERAL TOLERANCES (UNLESS SPECIFIED)		DIMENSION STYLE		SCALE	DESIGN UNITS	THIRD ANGLE PROJECTION	
				IN/MM		4:1	METRIC		
		4 PLACES ± --- ± ---	3 PLACES ± --- ± .010	2 PLACES ± 0.25 ± .015	1 PLACE ± 0.38 ± ---	0 PLACE ± ±	DRAWN BY: RE DATE: 12/17/88		TITLE: 2.5 MM HEADER ASSEMBLY (STAGGERED PINS)  <b>molex</b>
		ANGULAR ±1/2° DRAFT WHERE APPLICABLE MUST REMAIN WITHIN DIMENSIONS					CHECKED BY: WRL DATE: 12/17/88 APPROVED BY: LENZ DATE: 12/17/88		
THIS DRAWING CONTAINS INFORMATION THAT IS PROPRIETARY TO MOLEX INCORPORATED AND SHOULD NOT BE USED WITHOUT WRITTEN PERMISSION									



A-42249-NA-*				A-422649-NA-*										
OPTIONS	HOUSING	42249-N			OPTIONS	HOUSING	42249-N			OPTIONS	HOUSING			
	COLOR	WHITE				COLOR	WHITE				COLOR			
	PIN NO	45613-0001				PIN NO	45613-0001				PIN NO			
	PLATING	154				PLATING	154				PLATING			
Ckt	Material No	Engineering No	Void Ckts	Ckt	Material No	Engineering No	Void Ckts	Ckt	Material No	Engineering No	Void Ckts			
2	22-43-6020	A-42249-2A		3	22-43-6032	A-42249-3A-3	3	2						
3	22-43-6030	A-42249-3A		4	22-43-6041	A-42249-4A-2	2	3						
4	22-43-6040	A-42249-4A		4	22-43-6042	A-42249-4A-3	3	4						
5	22-43-6050	A-42249-5A		6	022-43-6065	A-42249-06A-2	2	5						
6	22-43-6060	A-42249-6A		6	022-43-6061	A-42249-06A-5	5	6						
7	22-43-6070	A-42249-7A		6	22-43-6063	A-42249-6A-51	3,5	7						
8	22-43-6080	A-42249-8A		6	22-43-6064	A-42249-6A-52	2,4	8						
9	22-43-6090	A-42249-9A		7	022-43-6072	A-42249-07A-3	3	9						
10	22-43-6100	A-42264910A		7	022-43-6074	A-42249-07A-5	5	10						
11	22-43-6110	A-42249-11A		7	022-43-6073	A-42249-07A-51	2,5	11						
12	22-43-6120	A-42249-12A		7	022-43-6075	A-42249-07A-52	3,6	12						
13	22-43-6130	A-42249-13A						13						
14	22-43-6140	A-42249-14A						14						
15	22-43-6150	A-42249-15A						15						



REV: <b>S3</b>	ECR/ECN INFORMATION EC NO: UCP2014-2718 DATE: 1/15/2014	TITLE: <b>2.5 MM HEADER ASSEMBLY (STAGGERED PINS)</b>	SHEET No. <b>- 2 -</b>
DOCUMENT NUMBER: <b>SDA-42249-*</b>		CREATED / REVISED BY: <b>MKIPPER</b>	CHECKED BY: <b>JBELL</b>
		APPROVED BY: <b>FSMITH</b>	