

Excellent Integrated System Limited

Stocking Distributor

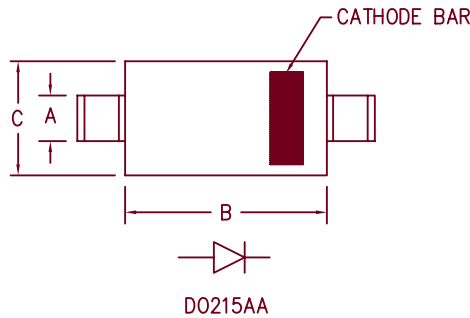
Click to view price, real time Inventory, Delivery & Lifecycle Information:

[Microsemi Commercial Components](#)
[5817SMG/TR13](#)

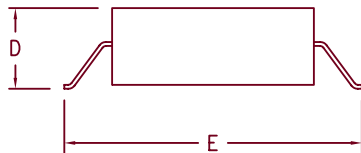
For any questions, you can email us directly:

sales@integrated-circuit.com

1 Amp Schottky Rectifier 5817SMG — 5819SMG



Dim.	Inches		Millimeter		Notes
	Minimum	Maximum	Minimum	Maximum	
A	.081	.087	2.06	2.21	
B	.160	.180	4.06	4.57	
C	.130	.155	3.30	3.94	
D	.077	.104	1.95	2.64	
E	.234	.256	5.95	6.50	



Microsemi Catalog Number	Working Peak Reverse Voltage	Repetitive Peak Reverse Voltage
5817SMG	20V	20V
5818SMG	30V	30V
5819SMG	40V	40V

- Schottky Barrier Rectifier
- Guard Ring Protection
- Low Forward Voltage
- High Reliability
- High Current Capability
- Surface mount package

Electrical Characteristics					
		5817SMG	5818SMG	5819SMG	
Average forward current	I _{F(AV)}	1A	1A	1A	Square wave R _{θJL} = 30°C/W 8.3ms, half sine, T _J = 150°C I _{FM} = 0.1A, T _J = 25°C* I _{FM} = 1.0A, T _J = 25°C* I _{FM} = 3.0A, T _J = 25°C* V _{RRM} , T _J = 25°C V _R = 5.0V, T _J = 25°C
Lead Temperature		136°C	133°C	133°C	
Maximum surge current	I _{FSM}	50A	50A	50A	
Max peak forward voltage	V _{FM}	.32V	.37V	.37V	
Max peak forward voltage	V _{FM}	.45V	.55V	.55V	
Max peak forward voltage	V _{FM}	.65V	.85V	.85V	
Max peak reverse current	I _{RM}	1mA	1mA	1mA	
Typical junction capacitance	C _J	105pF	50pF	50pF	

*Pulse test: Pulse width 300 μsec, Duty cycle 2%

Thermal and Mechanical Characteristics		
Storage temperature range	T _{STG}	-55°C to 150°C
Operating junction temp range	T _J	-55°C to 150°C
Maximum thermal resistance	R _{θJL}	25°C/W Junction to Lead
Weight		.0047 ounces (.013 grams) typical

5817SMG

Figure 1
Typical Forward Characteristics

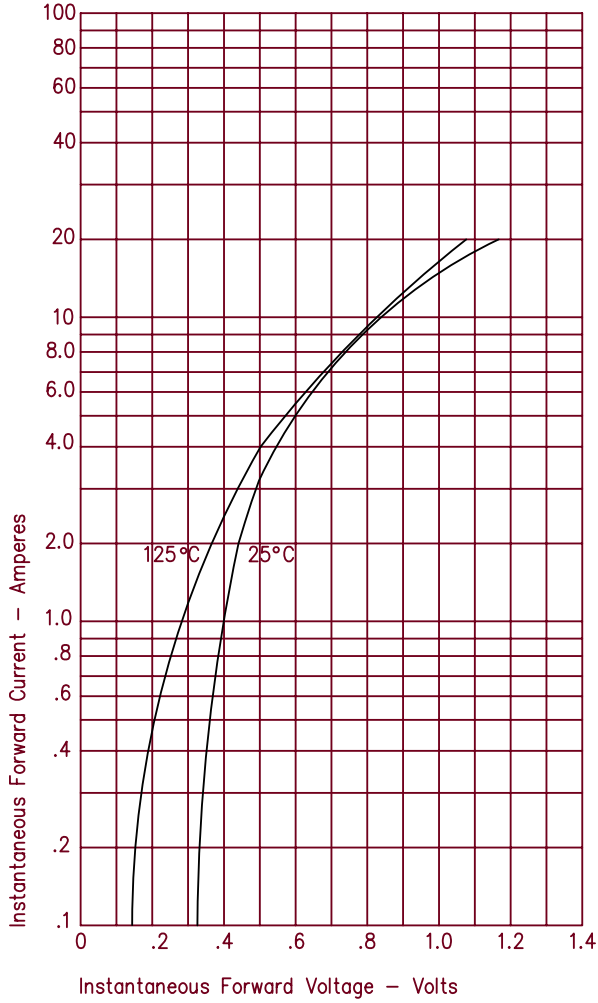


Figure 3
Typical Junction Capacitance

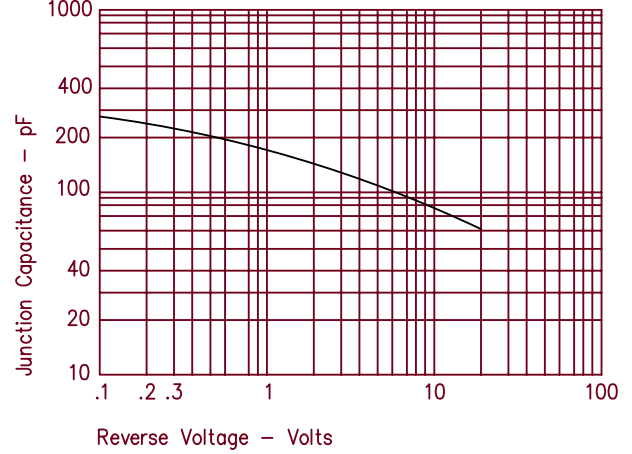
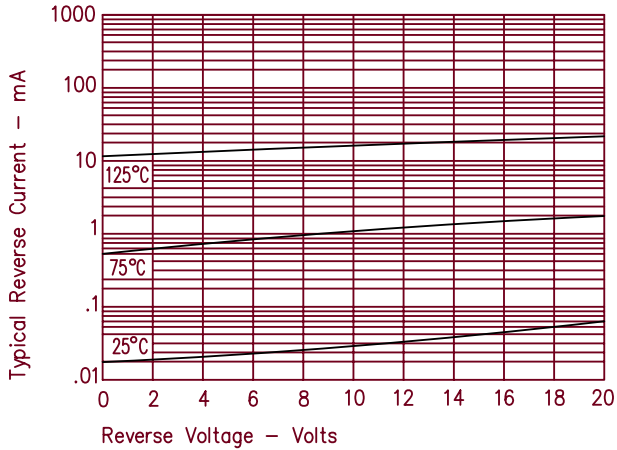


Figure 2
Typical Reverse Characteristics



5818SMG & 5819SMG

Figure 1
Typical Forward Characteristics

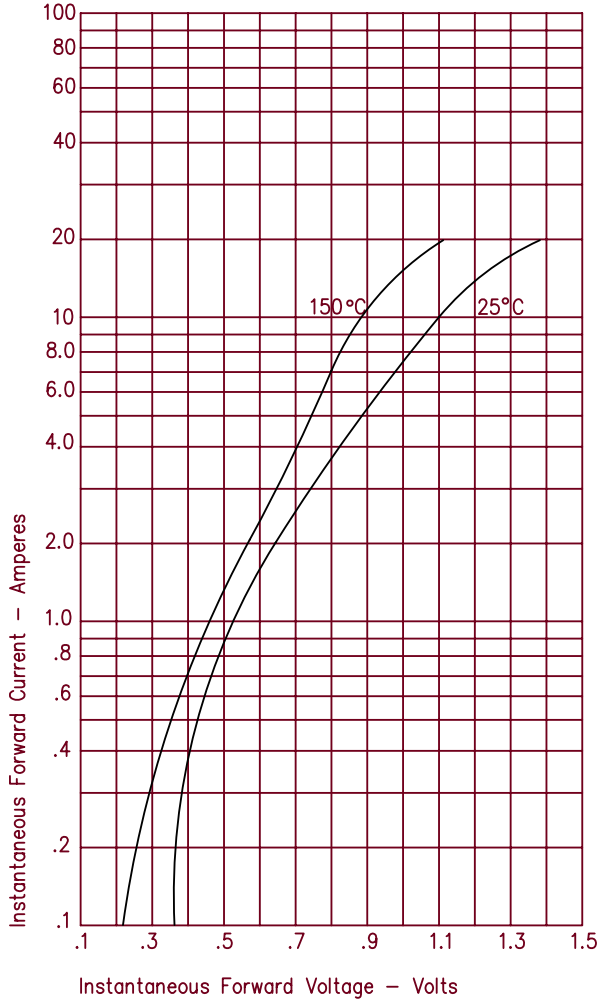


Figure 3
Typical Junction Capacitance

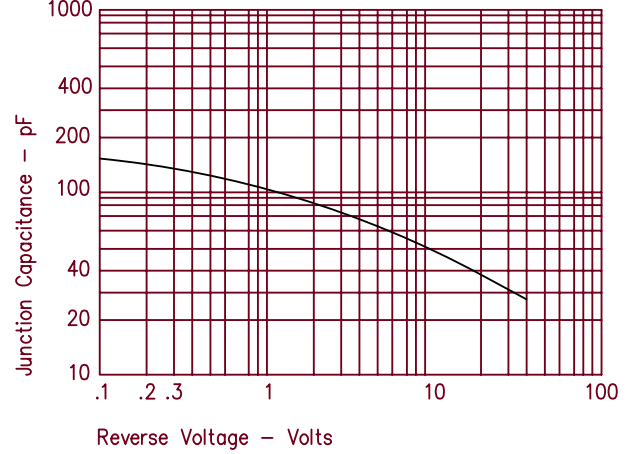


Figure 2
Typical Reverse Characteristics

