

Description

The Si4682 single-chip digital receiver is one member of a family of 100% CMOS digital radio broadcast receiver ICs from Silicon Labs. The Si468x family offers a complete and cost-effective digital radio solution integrating the RF tuner, baseband and audio processing on a single die. The high level of integration provides significant customer benefits compared to traditional digital radio solutions including a reduction in system implementation complexity, validation and testing, and improved reliability and manufacturability.

The Si4682 is compatible with the iBiquity Digital and NRSC-5 standards for FM In-Band-On-Channel (IBOC) digital radio broadcasting, integrating digital channel demodulation and decoding functions, along with audio decoding and IBOC analog-digital blend. The Si4682 is capable of tuning HD Radio™ reception to cover additional FM frequencies for future IBOC adoption outside of North America. The Si4682 additionally supports IBOC multicasting, as well as the full-range of HD Radio data services, such as PSD (Program Service Data), Artist Experience, iTunes® Tagging, Bookmark and real-time traffic, with the appropriate external decoders.

The Si4682 additionally supports worldwide FM radio reception and incorporates a fully integrated decoder for the European Radio Data System (RDS) and the North American Radio Broadcast Data System (RDBS) including all required symbol decoding, block synchronization, error detection, and error correction functions.

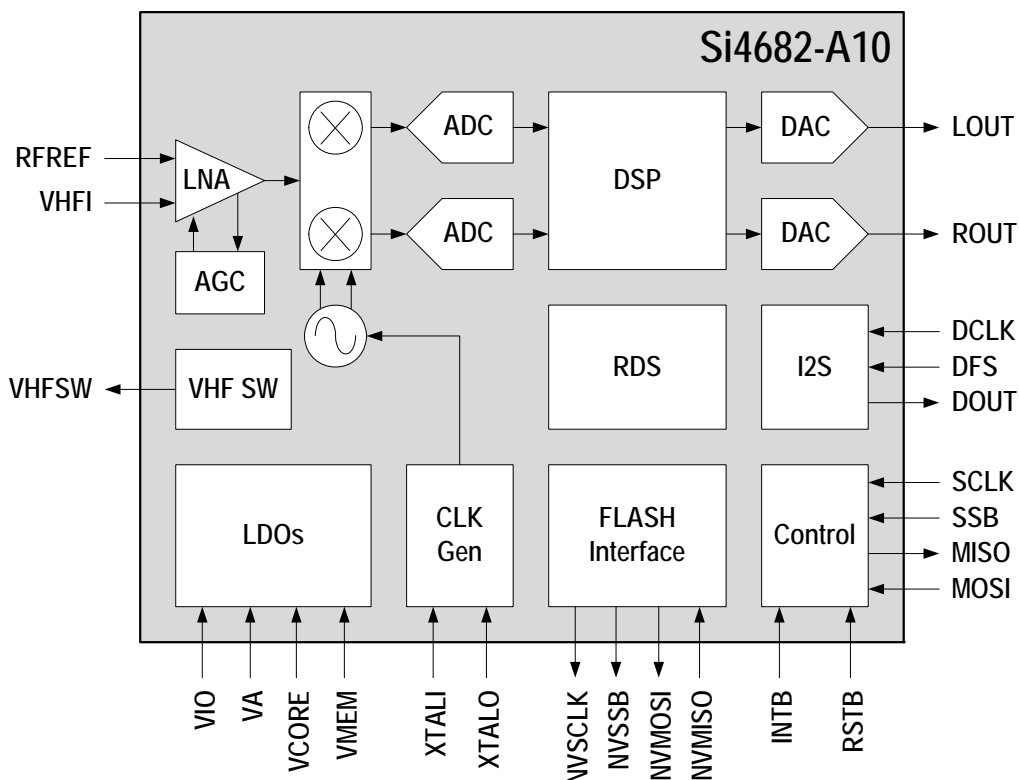
[For more information, visit the Si468x Digital Radio Receivers web page.](#)

Features

- Worldwide FM band support (76–108 MHz)
- Advanced RDS/RBDS decoder
- FM HD Radio™ support
- Integrated IBOC blend
- Advanced seek functionality
- Advanced audio DSP processing
- I²S digital audio out with ASRC
- Integrated 97 dB stereo audio DAC
- Concurrent I²S/L-R stereo audio out
- Full range of signal quality metrics
- Fully-integrated VCO / PLL / synthesizer
- SPI and I²C host control interfaces
- WLCSP 62-ball, 3.2x3.77x0.59 mm
- QFN 48-pin, 7x7x0.85 mm

Applications

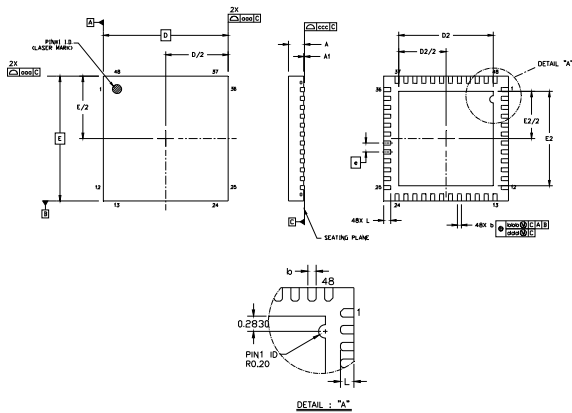
- Mobile phones and tablets
- Clock and tabletop radios
- Stereo boomboxes
- Mini/micro systems
- Docking stations
- Personal navigation devices



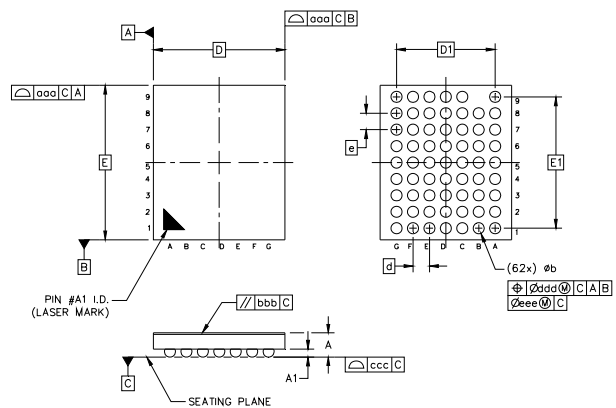
Selected Electrical Specifications

Parameter	Symbol	Test Condition	Min	Typ	Max	Unit
Ambient Temperature	T_A		-40	25	85	°C
Analog Supply Voltage	V_A		1.71	1.8	2.0	V
Interface Supply Voltage	V_{IO}		1.62	1.8	3.6	V
Core Digital Supply Voltage	V_{CORE}		1.62	1.8	2.0	V
Memory Supply Voltage	V_{MEM}		1.62	1.8	2.0	V
Analog FM						
Input Frequency	F_{rf}		76	—	108	MHz
Seek Time			—	—	60	ms/ch
FM HD						
Input Frequency	F_{rf}		87.5	—	108	MHz
Seek Time			—	—	120	ms/ch

Si4682-A10-GM (QFN)



Si4682-A10-GD (WLCSP)



Dimension	Min	Nom	Max
A	0.80	0.85	0.90
A1	0.00	0.02	0.05
b	0.18	0.25	0.30
D	7.00 BSC		
D2	5.20	5.30	5.40
e	0.50 BSC		
E	7.00 BSC		
E2	5.20	5.30	5.40
L	0.30	0.40	0.50
aaa	0.15		
bbb	0.10		
ddd	0.05		
eee	0.08		

Notes:

- All dimensions are shown in millimeters (mm) unless otherwise noted.
- Dimensioning and tolerancing per ASME Y14.5M-1994.
- This drawing conforms to JEDEC Outline MO-220, Variation VKKD-4.
- Recommended card reflow profile is per the JEDEC/IPC J-STD-020 specification for Small Body Components.

Dimension	Min	Nom	Max
A	0.55	0.59	0.63
A1	0.18	0.20	0.22
b	0.22	0.27	0.32
D	3.20 BSC.		
E	3.77 BSC.		
d	0.40 BSC.		
e	0.40 BSC.		
D1	2.40 BSC.		
E1	3.20 BSC.		
aaa	0.10		
bbb	0.10		
ccc	0.03		
ddd	0.15		
eee	0.05		

Notes:

- All dimensions shown are in millimeters (mm) unless otherwise noted.
- Dimensioning and Tolerancing per ANSI Y14.5M-1994.
- Primary datum "C" and seating plane are defined by the spherical crowns of the solder balls.
- Dimension "b" is measured at the maximum solder bump diameter, parallel to primary datum "C".
- Recommended card reflow profile is per the JEDEC/IPC J-STD-020 specification for Small Body Components.



Smart.
Connected.
Energy-Friendly



Products
www.silabs.com/products



Quality
www.silabs.com/quality



Support and Community
community.silabs.com

Disclaimer

Silicon Laboratories intends to provide customers with the latest, accurate, and in-depth documentation of all peripherals and modules available for system and software implementers using or intending to use the Silicon Laboratories products. Characterization data, available modules and peripherals, memory sizes and memory addresses refer to each specific device, and "Typical" parameters provided can and do vary in different applications. Application examples described herein are for illustrative purposes only. Silicon Laboratories reserves the right to make changes without further notice and limitation to product information, specifications, and descriptions herein, and does not give warranties as to the accuracy or completeness of the included information. Silicon Laboratories shall have no liability for the consequences of use of the information supplied herein. This document does not imply or express copyright licenses granted hereunder to design or fabricate any integrated circuits. The products must not be used within any Life Support System without the specific written consent of Silicon Laboratories. A "Life Support System" is any product or system intended to support or sustain life and/or health, which, if it fails, can be reasonably expected to result in significant personal injury or death. Silicon Laboratories products are generally not intended for military applications. Silicon Laboratories products shall under no circumstances be used in weapons of mass destruction including (but not limited to) nuclear, biological or chemical weapons, or missiles capable of delivering such weapons.

Trademark Information

Silicon Laboratories Inc., Silicon Laboratories, Silicon Labs, SiLabs and the Silicon Labs logo, CMEMS®, EFM, EFM32, EFR, Energy Micro, Energy Micro logo and combinations thereof, "the world's most energy friendly microcontrollers", Ember®, EZLink®, EZMac®, EZRadio®, EZRadioPRO®, DSPLL®, ISOmodem®, Precision32®, ProSLIC®, SiPHY®, USBXpress® and others are trademarks or registered trademarks of Silicon Laboratories Inc. ARM, CORTEX, Cortex-M3 and THUMB are trademarks or registered trademarks of ARM Holdings. Keil is a registered trademark of ARM Limited. All other products or brand names mentioned herein are trademarks of their respective holders.



Silicon Laboratories Inc.
400 West Cesar Chavez
Austin, TX 78701
USA

<http://www.silabs.com>