

Excellent Integrated System Limited

Stocking Distributor

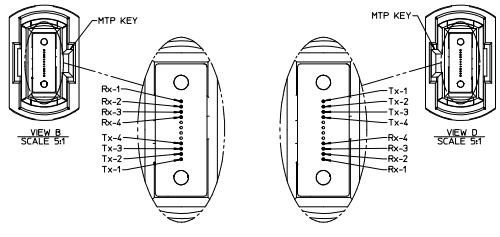
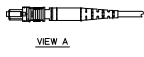
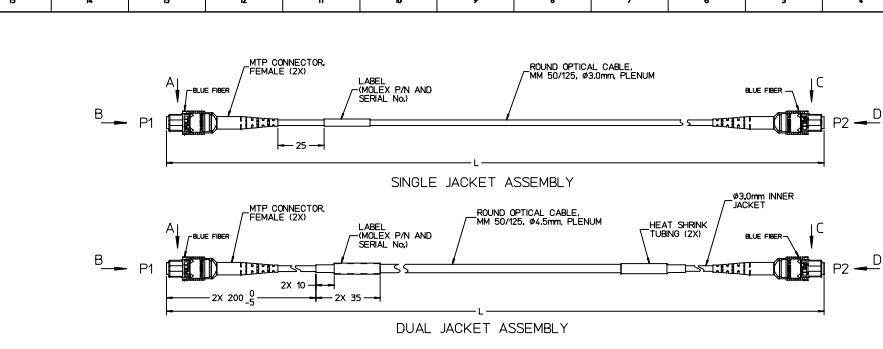
Click to view price, real time Inventory, Delivery & Lifecycle Information:

[Molex Connector Corporation](#)
[1062830027](#)

For any questions, you can email us directly:

sales@integrated-circuit.com

QSFP CABLE ASSEMBLY PART NUMBER				OVERALL LENGTH L (m)	CABLE DIA. (mm)	CABLE TYPE
STANDARD BANDWIDTH (OM2) (ORANGE CABLE)	HIGH BANDWIDTH (OM3) (AQUA CABLE)	HIGH BANDWIDTH (OM4) (AQUA CABLE)				
TBD	106283-1000	106283-7501	0.5 +0.1/-0	3.0	12 FIBER ROUND CABLE, SINGLE JACKET	
106283-0001	106283-1001	106283-7502	1.0 +0.2/-0			
TBD	TBD	106283-7502	1.5 +0.2/-0			
106283-0002	106283-1002	106283-7502	2.0 +0.2/-0			
TBD	TBD	106283-7503	2.5 +0.2/-0			
106283-0003	106283-1003	106283-7503	3.0 +0.2/-0			
106283-0004	106283-1004	106283-7504	4.0 +0.2/-0			
106283-0005	106283-1005	106283-7505	5.0 +0.2/-0			
106283-0006	106283-1006	106283-7506	6.0 +0.2/-0			
106283-0007	106283-1007	106283-7507	7.0 +0.2/-0			
106283-0008	106283-1008	106283-7508	8.0 +0.2/-0	4.5	12 FIBER ROUND CABLE, DUAL JACKET	
106283-0009	106283-1009	106283-7509	9.0 +0.2/-0			
106283-0010	106283-1010	106283-7510	10.0 +0.3/-0			
106283-0011	106283-1011	106283-7511	11.0 +0.3/-0			
106283-0012	106283-1012	106283-7512	12.0 +0.3/-0			
106283-0013	106283-1013	106283-7513	13.0 +0.3/-0			
106283-0014	106283-1014	106283-7514	14.0 +0.3/-0			
106283-0015	106283-1015	106283-7515	15.0 +0.3/-0			
106283-0016	106283-1016	106283-7516	16.0 +0.3/-0			
106283-0017	106283-1017	106283-7517	17.0 +0.3/-0			
106283-0018	106283-1018	106283-7518	18.0 +0.3/-0			
106283-0019	106283-1019	106283-7519	19.0 +0.3/-0			
106283-0020	106283-1020	106283-7520	20.0 +0.4/-0			
106283-0021	106283-1021	106283-7521	21.0 +0.4/-0			
106283-0022	106283-1022	106283-7522	22.0 +0.4/-0			
106283-0023	106283-1023	106283-7523	23.0 +0.4/-0			
106283-0024	106283-1024	106283-7524	24.0 +0.4/-0			
106283-0025	106283-1025	106283-7525	25.0 +0.5/-0			
106283-0026	106283-1026	106283-7526	26.0 +0.5/-0			
106283-0027	106283-1027	106283-7527	27.0 +0.5/-0			
106283-0028	106283-1028	106283-7528	28.0 +0.5/-0			
106283-0029	106283-1029	106283-7529	29.0 +0.5/-0			
106283-0030	106283-1030	106283-7530	30.0 +0.6/-0			
106283-0035	106283-1035	106283-7535	35.0 +0.7/-0			
106283-0040	106283-1040	106283-7540	40.0 +0.8/-0			
106283-0045	106283-1045	106283-7545	45.0 +0.9/-0			
106283-0050	106283-1050	106283-7550	50.0 +1.0/-0			
	106283-1055	106283-7555	55.0 +1.1/-0			
	106283-1060	106283-7560	60.0 +1.2/-0			
	106283-1065	106283-7565	65.0 +1.3/-0			
	106283-1070	106283-7570	70.0 +1.4/-0			
	106283-1075	106283-7575	75.0 +1.5/-0			
	106283-1080	106283-7580	80.0 +1.6/-0			
	106283-1085	106283-7585	85.0 +1.7/-0			
	106283-1090	106283-7590	90.0 +1.8/-0			
	106283-1095	106283-7595	95.0 +1.9/-0			
	106283-1100	106283-7600	100.0 +2.0/-0			
	106283-1120	TBD	120.0 +2.4/-0			
	106283-1150	106283-7550	150.0 +3.0/-0			
	106283-1300	TBD	300.0 +6.0/-0			
	TBD	106283-7400	400.0 +8.0/-0			



NOTES:
 1. CABLE ASSEMBLY SPECIFICATIONS:
 OPTICAL PROPERTIES
 FIBER TYPE MULTIMODE 50/125 μm BEND-INSENSITIVE
 CONNECTOR INSERTION LOSS (MAX) 1.0 dB
 CABLE ATTENUATION (MAX) 3.5/12 dB/km AT 850/1300 nm
 SEE TABLE 1
 ENVIRONMENTAL PROPERTIES
 CONNECTOR MATERIALS UL94 V-0
 CABLE FLAMMABILITY RATING PLENUM OFNP (NFPA 262/UL 910)
 OPERATING TEMPERATURE RANGE -0°C TO +70°C
 MECHANICAL PROPERTIES
 FIBER COUNT 4 Tx X 4 Rx
 CABLE MIN. BEND RADIUS
 SHORT TERM 50 mm - SINGLE JACKET
 89 mm - DUAL JACKET
 LONG TERM 20 mm - SINGLE JACKET
 57 mm - DUAL JACKET
 NO LOAD 12.5 mm - SINGLE JACKET CABLE/INNER SUBUNIT
 OF DUAL JACKETED CABLE
 COMPRESSIVE FORCE >3.5 N/mm - SINGLE JACKET CABLE/INNER SUBUNIT
 OF DUAL JACKETED CABLE
 MIN CONTROLLED 90° AND 180° BENDS, MINIMUM BEND RADIUS CAN BE REDUCED TO 15 IN (38 mm).

TABLE 1

FIBER TYPE	OVERFILLED LAUNCH BANDWIDTH, MIN. (MHz-km)		1 GIGABIT ETHERNET LINK DISTANCE, MIN. (m)		10 GIGABIT ETHERNET LINK DISTANCE, MIN. (m)		40 & 100 GIGABIT ETHERNET LINK DISTANCE, MIN. (m)		EFFECTIVE MODAL BANDWIDTH (MHz-km)
	850 nm	1300 nm	850 nm	1300 nm	850 nm	1300 nm	850 nm	1300 nm	
STANDARD BANDWIDTH (OM2)	500	500	600	---	86	---	---	---	---
HIGH BANDWIDTH (OM3)	1500	500	1000	---	300	---	100	---	2000
HIGH BANDWIDTH (OM4)	3500	550	1040	---	550	---	60	---	4700

ENTER DESCRIPTION: MTEC MOX 27014-0800
 DATE: 2010/05/06
 DRAWN: GUMIN
 CHECKED: GUMIN
 APPROVED: GUMIN
 DATE: 2010/07/14

QUALITY SYMBOLS: 4 PLACES, 3 PLACES, 2 PLACES, 1 PLACE

GENERAL TOLERANCES (UNLESS SPECIFIED): mm, INCH

DIMENSION STYLE: MM ONLY

DRAWN BY: GUMIN, DATE: 2006/01/31
 CHECKED BY: DATE: DATE
 APPROVED BY: BANDREI, DATE: 2010/11/12

PARTIAL NO. SEE TABLE
 DRAFT WHERE APPLICABLE MUST REMAIN WITHIN DIMENSIONS

SCALE: 1:1
 DIMENSION UNITS: INCH

THIRD ANGLE PROJECTION

MOLEX QSFP OPTICAL CABLE ASSEMBLY

DOCUMENT NO. SD-106283-00XX
 SHEET NO. 1 OF 1

OPTICAL CONNECTION

FROM P1	TO P2
Rx-1	Tx-1
Rx-2	Tx-2
Rx-3	Tx-3
Rx-4	Tx-4
UNUSED	UNUSED
UNUSED	UNUSED
UNUSED	UNUSED
Tx-4	Rx-4
Tx-3	Rx-3
Tx-2	Rx-2
Tx-1	Rx-1