

## Excellent Integrated System Limited

Stocking Distributor

Click to view price, real time Inventory, Delivery & Lifecycle Information:

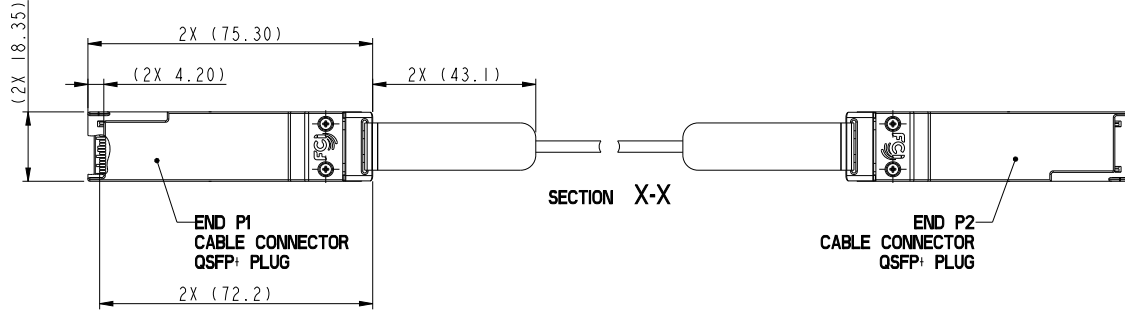
[FCI](#)  
[ICD040GVP163D-20](#)

For any questions, you can email us directly:  
[sales@integrated-circuit.com](mailto:sales@integrated-circuit.com)

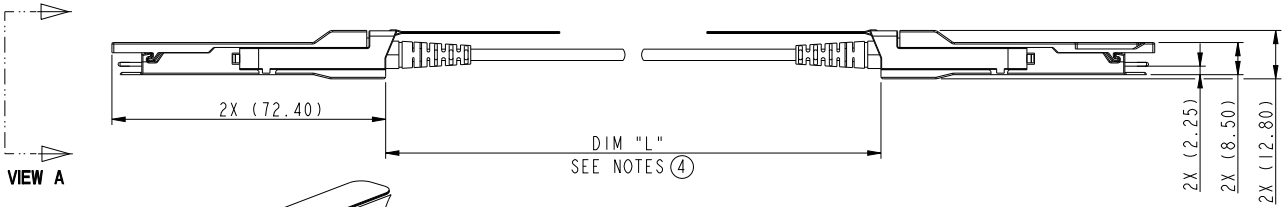
**PRODUCT NUMBER**  
ICD040GVP163X-XX

**PRODUCT NUMBER DESCRIPTION:**

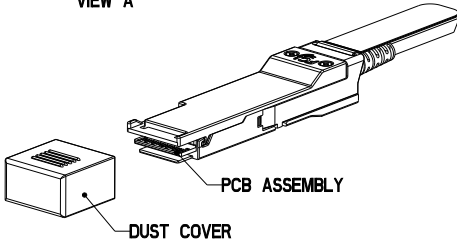
ICD040GVP163 X - XX  
 LENGTH  
 XX= METERS  
 EXAMPLE : 05 = 05 METERS (DIM "L")  
 C0 = 100 METERS (DIM "L")  
 DIGITAL DIAGNOSTIC MONITORING  
 D : WITH DDM SUPPORT  
 O : WITHOUT DDM SUPPORT



VIEW A



VIEW A



spec ref	-	dr	M. Srinivasan	20111209	projection	MM	size	A3	scale	1:1
tolerance std	ASME Y14.5	eng	Andreas Klink	20120214	chr	-	ecn no	-	rel level	Released
TOLERANCES UNLESS OTHERWISE SPECIFIED		appr	Sven Otto	20130314	product family	QSFP+ AOC	rel level	Released	www.fci.com	
surface	linear	0.X	±0.3	FCI	TITLE	STRAIGHT BOOT PRODUCT ASSEMBLY	eng no	ICD040GVP163X	rev	D
		0.XX	±0.10							
		0.XXX	±0.05							
	angular	0°	±2°	www.fci.com	cat. no.	-	Product - Customer Drw	sheet 1 of 2		

Print Date - REV C - 2009-04-09

1

2

3

PDS: Rev D

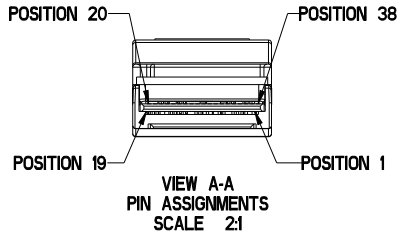
STATUS: Released

Printed: Mar 15, 2012

**PRODUCT NUMBER**  
ICD040GVP163X-XX

**EDGE CONNECTOR PAD DESCRIPTION**

POSITION	SYMBOL	POSITION	SYMBOL
19	GND	20	GND
18	RX1n	21	RX2n
17	RX1p	22	RX2p
16	GND	23	GND
15	RX3n	24	RX4n
14	RX3p	25	RX4p
13	GND	26	GND
12	SDA	27	ModPrsL
11	SCL	28	IntL
10	VccRx	29	VccTx
9	ResetL	30	VccI
8	ModSeIL	31	LPMoDe
7	GND	32	GND
6	TX4p	33	TX3p
5	TX4n	34	TX3n
4	GND	35	GND
3	TX2p	36	TX1p
2	TX2n	37	TX1n
1	GND	38	GND



**NOTES:**

- MATERIAL:  
 COVERS : ZINC ALLOY/ COPPER UNDERPLATE/ NICKEL OVERPLATE  
 PULL TAB : THERMOPLASTIC POLYMER  
 LATCH RELEASE: ZINC ALLOY/ COPPER UNDERPLATE/ NICKEL OVERPLATE  
 DRIVE SCREWS: STAINLESS STEEL  
 STRAIN RELIEF BOOT : THERMOPLASTIC  
 SPRING : STAINLESS STEEL  
 PADDLE CARD: PRINTED CIRCUIT SUBSTRATE-FR4.  
 DUST COVER : POLY ETHYLENE  
 TOP & BOTTOM BLISTER (NOT SHOWN) : PET  
 PACKAGING: FOR CABLE-LENGTH >30M ONE BOX-SET IS USED INSTEAD OF TOP/BOTTOM BLISTER  
 BOX-SET MATERIAL: PAPERBOARD AND ANTISTATIC PLASTIC
- REFERENCE PRODUCT SPECIFICATION GS-XX-XXX FOR DETAILED SPECIFICATIONS.
- THIS PRODUCT MEETS THE RESTRICTION OF HAZARDOUS SUBSTANCES IN ELECTRICAL AND ELECTRONIC EQUIPMENT (RoHS).DIRECTIVE 2002/95/EC.
- THIS DIMENSION IS A FINISHED PRODUCT LENGTH.
- A "△" SYMBOL WILL BE NEXT TO ANY DIMENSION, VIEW, OR NOTE WHICH HAS BEEN MODIFIED WITH THE CURRENT DRAWING REVISION. THE CURRENT REVISION WILL BE SHOWN.

tolerance std ASME Y14.5	TOLERANCES UNLESS OTHERWISE SPECIFIED	eng Andreas Kille	20120214	projection MM	size A3	scale 2:1
surface ASME Y14.5	linear 0.X ±0.3 0.XX ±0.10 0.XXX ±0.05 angular 0° ±2°	chr Sven Otto	20120214	product family QSFP+ AOC	ecn no ELX-0610740-1	rel level Released
www.fci.com		title STRAIGHT BOOT PRODUCT ASSEMBLY QSFP+ AOC		eng no ICD040GVP163X		rev D
cat. no.		Product - Customer Drw		sheet 2 of 2		

PDS: Rev D

STATUS:Released

Printed: Mar 15, 2012



Copyright FCI.