

Excellent Integrated System Limited

Stocking Distributor

Click to view price, real time Inventory, Delivery & Lifecycle Information:

[FCI](#)

[72038-102LF](#)

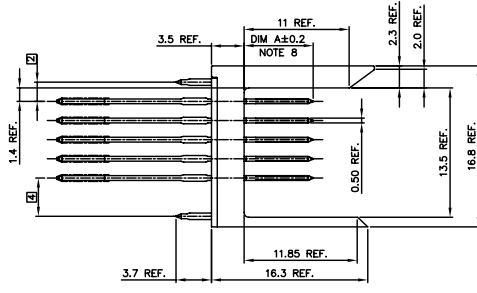
For any questions, you can email us directly:

sales@integrated-circuit.com

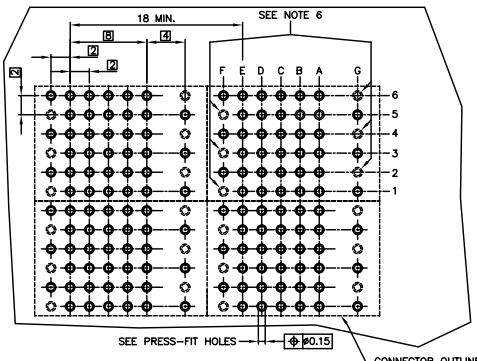
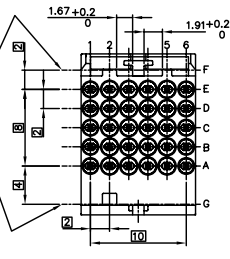


FCIconnect.com

PRODUCT NUMBER
72038-XYX
72038-XYLF



GROUND PIN CENTERLINES SEE NOTE 7



REQUIRED PC BOARD LAYOUT
COMPONENT SIDE
SEE PRINT 58351 FOR
ADDITIONAL PCB INFORMATION

- NOTES:
- FOR DIM "A", AND "B" SEE SHEET 2
 - BODY MAT'L: ZINC ALLOY
 - PIN MAT'L: PHOSPHOR BRONZE.
 - CONTACT AREA "S" ONLY FOR REAR PLUG-UP.
 - PLATING ON PRESSFIT AREA: -XYX IS SnPb
-XYLF IS Sn (LEAD FREE)
 - THESE HOLES ARE NEEDED WHEN USING AN EE SHROUD, i.e., 70438-111.
 - GROUND PINS IN POSITIONS F2, F4, F6, G1, G3, AND G5.
 - DIM "A" AFTER ASSEMBLY TO BOARDS.
 - THE PRODUCTS WHERE THE PART NUMBER ENDS IN LF MEET THE EUROPEAN UNION DIRECTIVES AND OTHER COUNTRY REGULATIONS AS DESCRIBED IN CS-22-008.
 - THESE PRODUCTS WILL NOT WITHSTAND WAVE SOLDER OR REFLOW OPERATIONS.
 - FOR LEAD FREE PART NUMBERS, ADD AN "LF" SUFFIX. EXAMPLE: 72038-X11LF.

PLATING IN CONTACT AREA	
DASH NUMBER	PERFORMANCE LEVEL
-1YY	TELCORDIA CO
-2YY	TELECOM CLASS 1
-3YY	IEC CLASS 1
-5YY	TELCORDIA UE
-9YY	0.76?m GXT
-1YYLF	TELCORDIA CO
-2YYLF	TELECOM CLASS 1
-3YYLF	IEC CLASS 1
-5YYLF	TELCORDIA UE
-9YYLF	0.76?m GXT

mat'l. code	surface	tolerance	projection	product family
	ASME Y14.5	ASME Y14.5		METRAL(tm)
ltr	ec'd no	dr	date	title
A	V61849	SAR	1996-11-14	5 ROW P.F. HEADER HSG ASSY-EE SPECIAL
B	V70752	MDP	1997-05-21	
C	V80316	MDP	1998-02-20	
D	V11860	CGD	2001-07-12	
E	V05-0575	DAI	2005-08-08	
F	V0606	JRV	2006-06-21	
engr	S.ROYER		1996-11-14	dwg no
app'd	C.PENDLETON		1996-11-14	72038
scale			1:1	sheet 1 of 2 size
				A4
				type
				CUSTOMER Drawing
sheet index	revision sheet	F F		
		1 2		



FCIconnect.com

Copyright FCI

1 | 2

3

4

PRODUCT NUMBER	ROW	DIM"A"	DIM"B"
72038 -X01 NOTE 10 LEAD FREE OPTION	E	5.75	4.30
	D	5.75	4.30
	C	5.75	4.30
	B	5.75	4.30
	A	5.75	4.30
72038 -X02 NOTE 10 LEAD FREE OPTION	E	5.75	13.60
	D	5.75	13.60
	C	5.75	13.60
	B	5.75	13.60
	A	5.75	13.60
72038 -X03 NOTE 10 LEAD FREE OPTION	E	8.00	4.30
	D	8.00	4.30
	C	8.00	4.30
	B	8.00	4.30
	A	8.00	4.30
72038 -X04 NOTE 10 LEAD FREE OPTION	E	8.00	13.60
	D	8.00	13.60
	C	8.00	13.60
	B	8.00	13.60
	A	8.00	13.60

mat'l. code		surface		tolerance		projection		product family	
litr		ecn no		dr		date		title	
F								METRAL(tm)	
		angles		tolerances unless otherwise specified		MM		5 ROW P.F. HEADER	
		0° ±2'		X ±3		scale 1:1		HSG ASSY-EE SPECIAL	
		dr		S.ROYER 1996-11-14		FCI		dwg no	
		engr		C.PENDLETON 1996-11-14				sheet 2 of	
		ctr		C.PENDLETON 1996-11-14				72038	
		appd		C.PENDLETON 1996-11-14				size	
								A4	
sheet index		revision sheet						type	
								CUSTOMER Drawing	

form: A4mmX1c

1

2

3

4