

Excellent Integrated System Limited

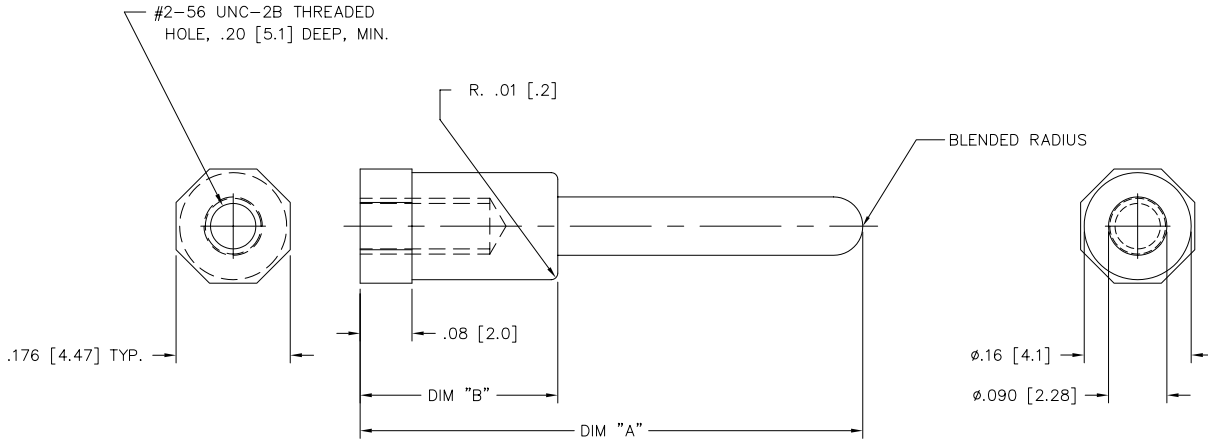
Stocking Distributor

Click to view price, real time Inventory, Delivery & Lifecycle Information:

[FCI](#)
[78628-002](#)

For any questions, you can email us directly:
sales@integrated-circuit.com

PRODUCT NUMBER	DIM "A"	DIM "B"	APPLICATION
78628-001	.860 [21.84]	.300 [7.62]	E.S.D., SEE SHT. 4
78628-001LF	.860 [21.84]	.300 [7.62]	E.S.D., SEE SHT. 4
78628-002	.775 [19.68]	.380 [9.65]	MECH., SEE SHT. 2&3
78628-002LF	.775 [19.68]	.380 [9.65]	MECH., SEE SHT. 2&3



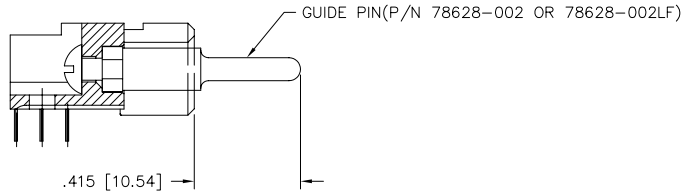
NOTES:

- MATERIAL: AISI 416 STAINLESS STEEL.
- THIS PRODUCT WITH AN LF SUFFIX MEETS EUROPEAN UNION DIRECTIVES AND OTHER COUNTRY REGULATIONS AS DESCRIBED IN GS-22-008.
- THIS PRODUCT IS NOT INTENDED TO BE EXPOSED TO MANUFACTURING SOLDER PROCESSES.

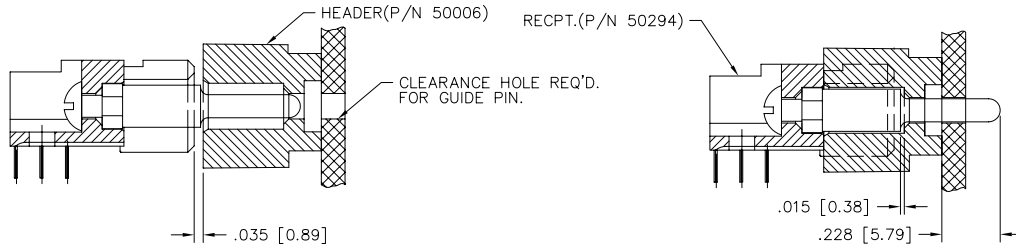
mat'l. code	surface	tolerance	projection	product family
NOTE 1	ISO 1302	ISO 406	ISO 1101	HPC
ltr	ecr	no	dr	date
B	V31851	GIP		11/11/93
C	V40690	RMP		3/29/94
D	V00719	LSS		4/6/00
E	V05-0974	LP		10/31/05
F	M06-0260	MHT		7/07/06
sheet	revision	F		
index	sheet	1		

tolerances unless otherwise specified	linear	.XX±.01/.3	angular	.XXX±.005/.13	form	.xxxx±.0020/.05	
projection	INCH/MM	scale	1:1	product family	HPC	title	END MOUNTED GUIDE PIN
dwg no	78628	sheet	1 of 4	size	A3	type	Product Customer Drawing

PRODUCT NO.
78628-002
78628-002LF



GUIDE PIN, MOUNTED TO RECPT.



GUIDE PIN FIRST CONTACT

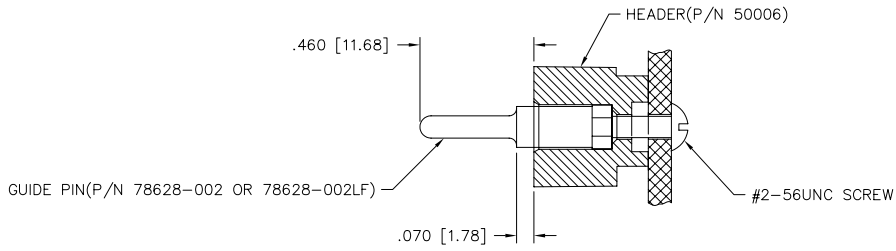
HOUSING FULLY MATED

END MOUNTED GUIDE PIN ON RECEPTACLE
(MECHANICAL)

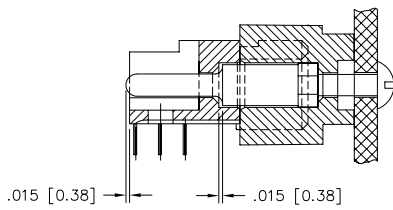
NOTES:
 1. P/N 78628-002 / 78628-002LF TO BE USED IN MECHANICAL APPLICATIONS ONLY, IT CAN BE MOUNTED IN RECPT. OR HEADERS, DESIGNED TO MAKE FIRST CONTACT WHEN HOUSING FACES ARE .035" APART.

mat'l. code		surface	tolerance	projection	product family
ISO 1302		ISO 406	ISO 1101		HPC
F		tolerances unless otherwise specified		INCH/MM	title
angles		.XX±.01/.3		scale 1:1	END MOUNTED GUIDE PIN
linear		.XXX±.005/.13			dwg no
0°±2'		.XXXX±.0020/.05			78628
dr		L.SANDERS	4/6/00		sheet 2 of 4 size
enrg		M.GRAY	4/6/00		A3
chr		M.GRAY	4/6/00		type
appd		M.GRAY	4/6/00		Product Customer Drawing
sheet index	revision sheet				

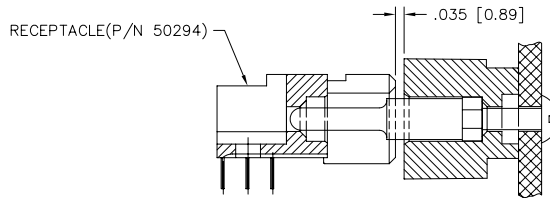
PRODUCT NO.
78628-002
78628-002LF



GUIDE PIN, MOUNTED TO HEADER



HOUSING FULLY MATED



GUIDE PIN FIRST CONTACT

END MOUNTED GUIDE PIN ON HEADER
(MECHANICAL)

NOTES:
 1. P/N 78628-002 / 78628-002LF TO BE USED IN MECHANICAL APPLICATIONS ONLY, IT CAN BE MOUNTED IN RECPT. OR HEADERS, DESIGNED TO MAKE FIRST CONTACT WHEN HOUSING FACES ARE .035" APART.

mat'l. code		surface	ISO 1302	tolerance	ISO 406	projection	product family
ltr		ecn no		dr		date	
F							
		angles		linear		.XX±.01/.3	
						.XXX±.005/.13	
		0°±2'				.XXXX±.0020/.05	
		dr		L.SANDERS		4/6/00	
		enrg		M.GRAY		4/6/00	
		chr		M.GRAY		4/6/00	
		appd		M.GRAY		4/6/00	
sheet	revision						
index	sheet						
						product family	
						HPC	
						title	
						END MOUNTED	
						GUIDE PIN	
						dwg no	
						78628	
						sheet 3 of 4 size	
						A3	
						type	
						Product Customer Drawing	

PRODUCT NO.
78628-001
78628-001LF

NOTES:

- P/N 78628-001 / 78628-001LF TO BE USED FOR ELECTRICAL DISCHARGE APPLICATIONS, MOUNTED IN HEADER ONLY. DESIGNED TO MAKE CONTACT WHEN HOUSING FACES ARE .060" APART.

mat'l. code		surface	tolerance	projection	product family
		ISO 1302	ISO 406		HPC
			ISO 1101		
ltr	ecr	no	dr	date	title
F					END MOUNTED GUIDE PIN
		angles	linear		INCH/MM
					scale 1:1
		0'±2'			
dr					dwg no
					sheet 4 of 4
enr					size
					A3
chr					type
					Product Customer Drawing
appd					
sheet	revision				
index	sheet				