

## Excellent Integrated System Limited

Stocking Distributor

Click to view price, real time Inventory, Delivery & Lifecycle Information:

[Harting](#)

[09242206841](#)

For any questions, you can email us directly:

[sales@integrated-circuit.com](mailto:sales@integrated-circuit.com)



# DIN 41 612 · complementary type 3B

Number of contacts

# 20



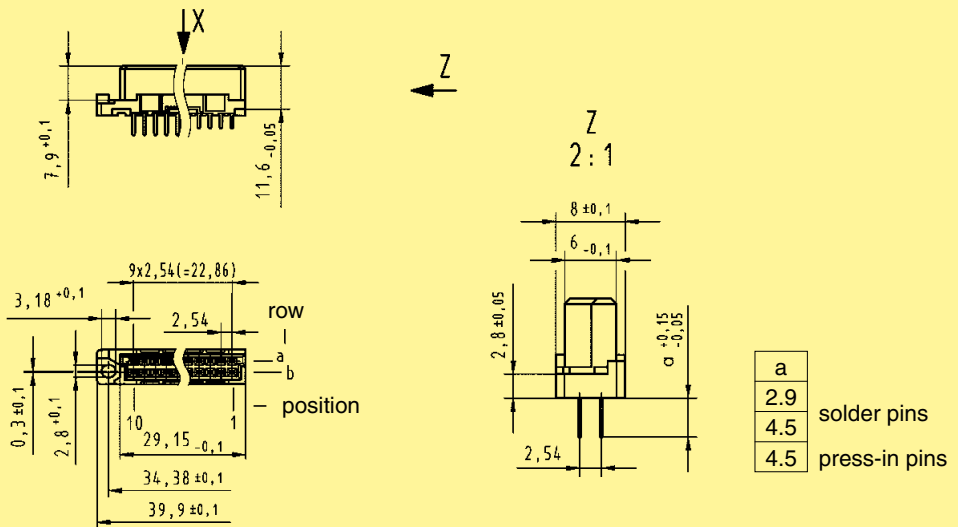
## Female connectors

Identification	Number of contacts	Contact arrangement	Part No.	Performance levels according to IEC 60 603-2.		
				3	2	1
Female connector with solder pins 2.9 mm			Performance level 3 on request	2	1	
with fixing flange	20					
with fixing flange, SMC	20					
without fixing flange, SMC	20					
Female connector with solder pins 4.5 mm			Performance level 3 on request	2	1	
with fixing flange	20					
without fixing flange	20					
Female connector with press-in pins 4.5 mm			Performance level 3 on request	2	1	
with fixing flange	20					
without fixing flange	20					

DIN Signal up to 2 A

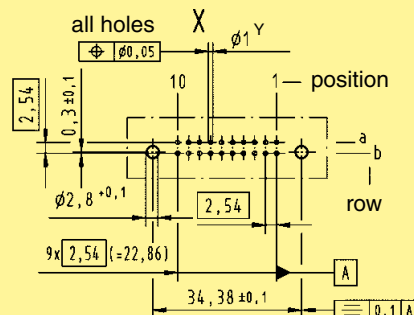
## Dimensions

with fixing flange    without fixing flange



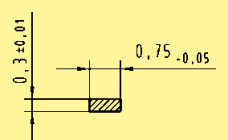
## Board drillings

Mounting side



	Y
Solder	1 ± 0.1
Press-in	see recommendation page 00.25

## Cross section of solder terminations



Cross area (A) of contacts row a, b, c: A = 0.20 - 0.23 mm<sup>2</sup>

Dimensions in mm