



Excellent Integrated System Limited

Stocking Distributor

Click to view price, real time Inventory, Delivery & Lifecycle Information:

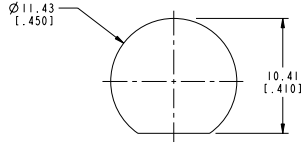
[Amphenol RF](#)
[031-6528](#)

For any questions, you can email us directly:

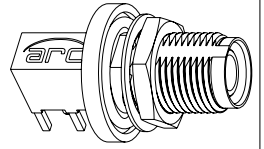
sales@integrated-circuit.com

NOTES:

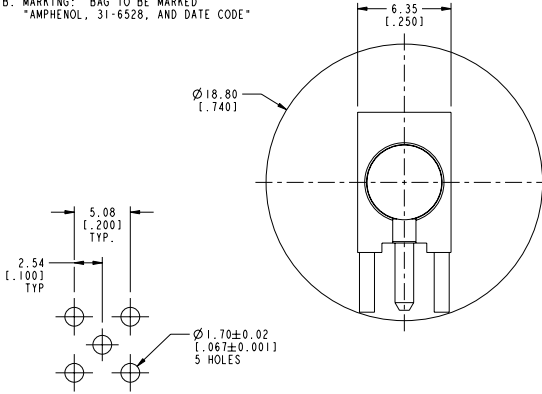
- MATERIALS OF CONSTRUCTION:**
 LOCKWASHER & HEX NUT - BRASS, NICKEL PLATED
 BODY - BRASS, GOLD PLATED OVER HIGH PHOSPHORUS CONTENT ELECTROLESS NICKEL
 CONTACT - BeCu, GOLD PLATED OVER HIGH PHOSPHORUS CONTENT ELECTROLESS NICKEL
 RETAINING RING & CAP - BRASS, NICKEL PLATED
 INSULATORS - PTFE
 GASKETS - SILICONE RUBBER
- ELECTRICAL:**
 A. IMPEDANCE: 50 OHM
 B. FREQUENCY RANGE: DC - 3 GHz
 C. VSWR: 1.29 MAX TO 3.0 GHz
- MECHANICAL:**
 A. TEMPERATURE RANGE: -65° C TO +165° C
 B. SEALING REQUIREMENTS: DESIGN WHEN MOUNTED ON PANEL MUST WITHSTAND WATER PRESSURE AT DEPTH OF 1 METER FOR 30 MIN. WITHOUT ANY SIGN OF LEAKAGE
- PACKAGING:**
 A. QUANTITY: SINGLE PACK
 B. MARKING: BAG TO BE MARKED "AMPHENOL, 31-6528, AND DATE CODE"



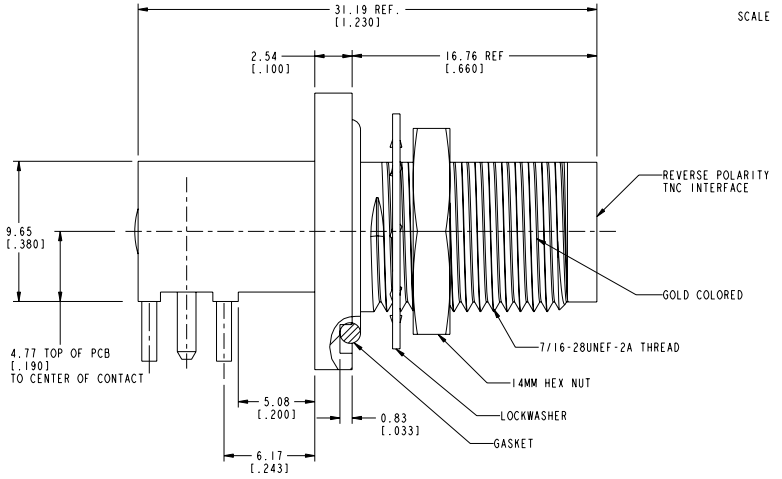
RECOMMENDED MOUNTING PANEL DIMENSIONS



SCALE 2.000



RECOMMENDED MOUNTING HOLE DIMENSIONS
SCALE 3.000



CUSTOMER OUTLINE DRAWING
ALL OTHER SHEETS ARE FOR INTERNAL USE ONLY

UNLESS OTHERWISE SPECIFIED, DIMENSIONS ARE IN METRIC AND TOLERANCES ARE:
 <0.5mm ± 0.05mm 0.5 - 6mm ± 0.1mm 6 - 30mm ± 0.2mm 30 - 120mm ± 0.3mm ANGLES ± 1°

NOTICE - These drawings, specifications, or other data (1) are, and remain the property of Amphenol Corp. (2) must be returned upon request; and (3) are confidential and not to be disclosed to any person other than those to whom they are given by Amphenol Corp. The furnishing of these drawings, specifications, or other data by Amphenol Corp., or to any other person to anyone for any purpose is not to be regarded by implication or otherwise in any manner licensing, granting rights to permitting such holder or any other person to manufacture, use or sell any product, process or design, patented or otherwise, that may in any way be related to or disclosed by said drawings, specifications, or other data.

MATERIAL	SEE NOTES
REFERENCE	EAR # 4007
CONFIGURATION LEVEL:	□□□
FINISH	

DRAWN	D.DAVE	DATE	30-Jan-12
ENGINEER	D.DAVE	DATE	30-Jan-12
APPROVED	S.HSIEH	DATE	11-Oct-13
CAD FILE			

TITLE	RP TNC JACK (IP67) R/A BULKHEAD PCB MOUNT
SCALE:	6.0:1.0 SHEET 2 OF 2
DWG SIZE	B
REV	B

Amphenol RF	www.amphenolrf.com
DRAWING NO.	031-6528
ITEM NO.	031-6528
PART NO.	031-6528