

Excellent Integrated System Limited

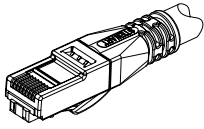
Stocking Distributor

Click to view price, real time Inventory, Delivery & Lifecycle Information:

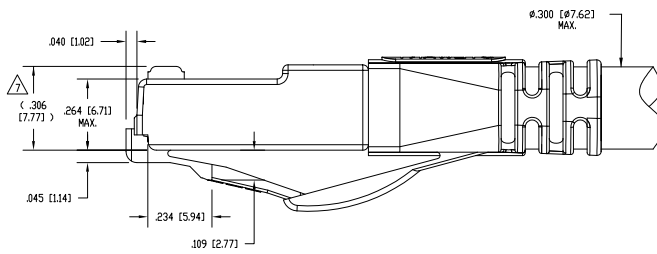
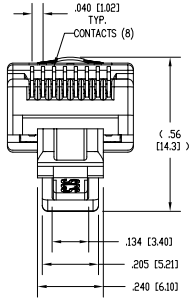
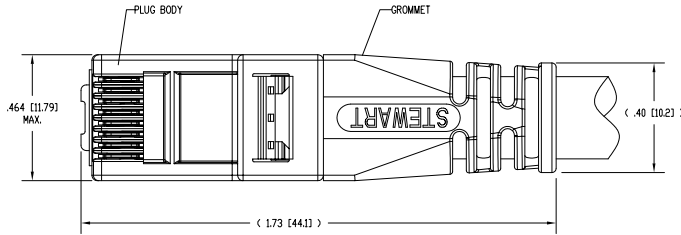
[Cinch Connectivity Solutions](#)
[SS-39100-028](#)

For any questions, you can email us directly:
sales@integrated-circuit.com

DATE	REV	ECN	APP'D. BY
5-29-12	B1	9481	SMN
7-25-12	B2	9548	TRM
5-9-13	B3	9766	SMN

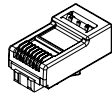


ISOMETRIC VIEW OF TERMINATED PLUG

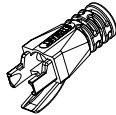


NOTES:

- PLUG KIT CONSISTS OF:
PRE-INSERTED PLUG BODY WITH SHIELD - 39100-308
LOAD BAR - 39100-866
WIRE ALIGNER - 39100-864
GROMMET - 39100-865
 - MATERIALS:
PLUG BODY: CLEAR POLYCARBONATE, UL 94-V0
LOAD BAR: BLACK POLYCARBONATE, UL 94-V0
WIRE ALIGNER: CLEAR POLYCARBONATE, UL 94-V0
GROMMET: BLACK POLYCARBONATE, UL 94-V0
CONTACTS: COPPER ALLOY, SELECTIVE GOLD PLATING
SHIELD: COPPER ALLOY, NICKEL PLATE
 - FOR PRODUCT SPECIFICATION SEE PRO26-01.
 - CONTACTS TERMINATE SOLID OR STRANDED CONDUCTORS BETWEEN .033 (0.84) TO .038 (0.97) OUTSIDE DIAMETER OF INSULATION.
 - PRODUCT DESIGNED FOR CATEGORY 6A APPLICATIONS.
 - DIMENSIONS AND TOLERANCES COMPLY WITH TIA-1096 STANDARD FORMERLY FCC/CFR 47, PART 68.
- △ TERMINATED PLUG HEIGHT: .237 [6.02] ±.005 [0.13]



PRE-INSERTED PLUG BODY 39100-308



GROMMET 39100-865



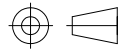
WIRE ALIGNER 39100-864



LOAD BAR 39100-866



THIRD ANGLE PROJECTION



DO NOT SCALE DRAWING
DRAWING IS SUBJECT TO CHANGE WITHOUT NOTICE

DIMENSIONS: INCHES (METRIC)
UNLESS OTHERWISE SPECIFIED TOLERANCES ARE ±.005 (0.13) ANGLES ARE ± 1°

SHEET NO. 1 OF 1

50 MICRO-INCHES [0.76um]	SS-39100-028
CONTACT PLATING IN MATING AREA	PART NUMBER

Bel Stewart Connector

11118 Susquehanna Trail South
Clen Rock, PA 17327-9199
(717) 235-7512 Fax: (717) 235-7954 <http://www.stewartconnector.com>

TITLE: 8 CONDUCTOR, 8 POSITION UNSHIELDED CAT 6A PLUG, WITH LOAD BAR, WIRE ALIGNER AND GROMMET, .300 MAX CABLE	DRN BY: DHG	DATE: 4-26-11
THIS DRAWING AND THE SUBJECT MATTER SHOWN THEREON ARE CONFIDENTIAL AND THE PROPRIETARY PROPERTY OF BEL STEWART CONNECTOR AND SHALL NOT BE REPRODUCED, COPIED, OR USED IN ANY MANNER WITHOUT PRIOR WRITTEN CONSENT OF BEL STEWART CONNECTOR. THIS PRODUCT MAY BE PROTECTED BY ONE OR MORE OF THE FOLLOWING US PATENTS: 5628647 6422559 6409625 6524128 7753177 8030863 OTHER PATENTS MAY BE PENDING.	APP'D BY: TRM	DATE: 11-08-11
	DWG NO. CT390079	REV. B3

REV. 6/3/05

2

1

AutoCAD