

Excellent Integrated System Limited

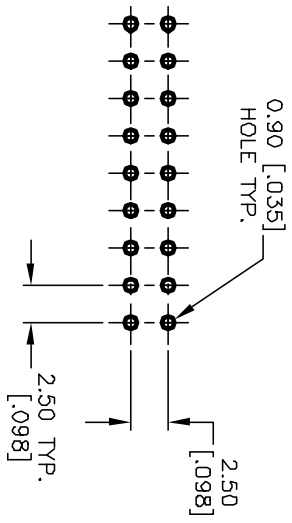
Stocking Distributor

Click to view price, real time Inventory, Delivery & Lifecycle Information:

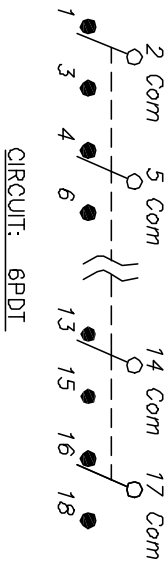
[E-Switch](#)
[MTH6UEENAGX](#)

For any questions, you can email us directly:

sales@integrated-circuit.com

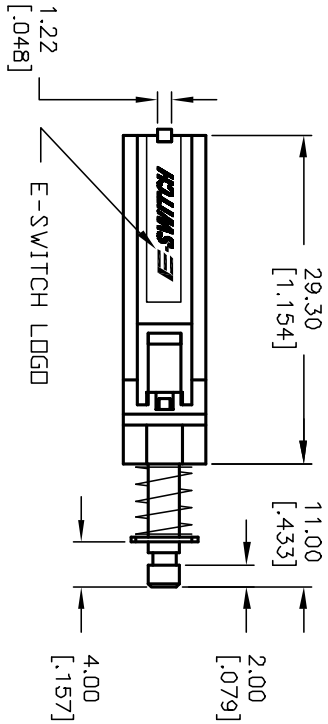


RECOMMENDED PCB LAYOUT

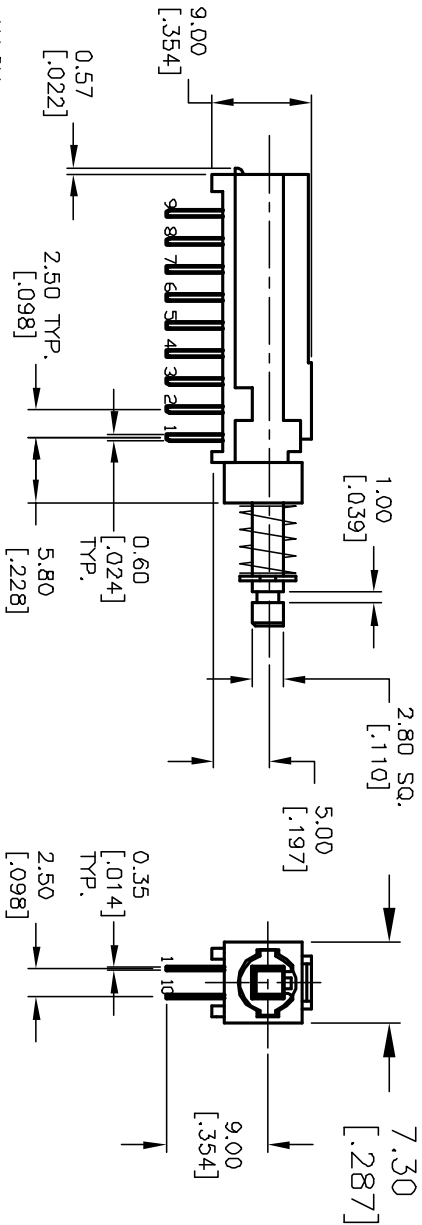


NOTES:

1. ALL DIMENSIONS IN MM [INCH]
2. GENERAL TOLERANCE: X.X=±0.4 X.XX=±0.25
3. TERM. NOS. FOR REFERENCE ONLY.
4. RATING: 0.1A @30V DC
5. MATERIALS:
CONTACT/TERMINAL: SILVER PLATED COPPER ALLOY
HOUSING/PLUNGER: UL94HB
6. CONTACT RESISTANCE: 0.1 MAX.
7. TIMING: NON-SHORTING (BBM)
8. OPERATING FORCE: 300±100g
9. TRAVEL: 2mm (TRAVEL TO LOCK)
3mm (OVERALL)
10. ELECTRICAL LIFE: >10,000
11. DIELECTRIC STRENGTH: 250V RMS



E-SWITCH LOGO



E-SWITCH®

MTH6UEENAGX (LATCHING)

REVISED AND REDRAWN		3/14/02	CJB	TITLE	
REV.	ECN No.	DATE	CHKD	SCALE	1.5:1
DESCRIPTION				DATE	3/14/02
				DR	CJB
				DWG	A960010
				REV	D

THE INFORMATION CONTAINED IN THIS DOCUMENT IS PROPRIETARY TO E-SWITCH AND IS NOT TO BE COPIED OR TRANSMITTED