

Excellent Integrated System Limited

Stocking Distributor

Click to view price, real time Inventory, Delivery & Lifecycle Information:

[Harting](#)

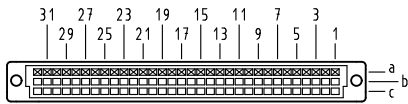
[09032326835](#)

For any questions, you can email us directly:

sales@integrated-circuit.com

Alle Rechte vorbehalten. All rights reserved

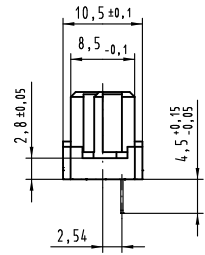
X
Kontaktanordnung
contact arrangement



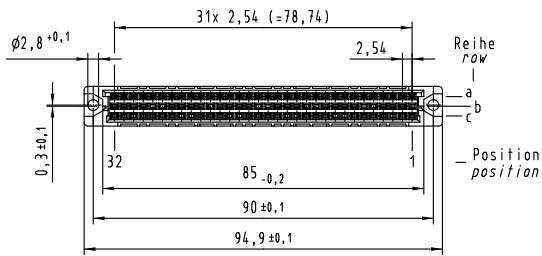
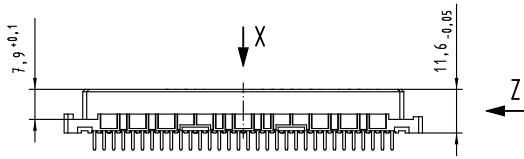
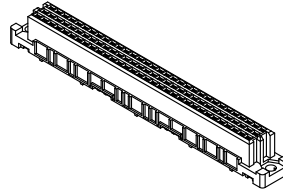
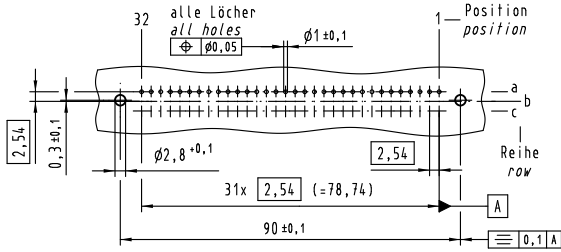
32 Einlöt Kontakte
32 solder contacts

- ▣ = Einlöt Kontakt
= solder contact
- = kinked Einlöt Kontakt
= kinked solder contact
- = Kontaktposition nicht belegt
= position without contact

Z (2:1)



X
Lochbild
board drillings



① weitere Informationen siehe: DS 09 03 210 00 01
further information see: DS 09 03 210 00 01

All Dimensions in mm Original Size DIN A 3		Techn. Character.			Nicht tolerierte Maß/Free size tolerances	
Mod.	Dat.	Name	Bel.	Name	Maßstab/Scale	IEC 60603-2
36400	24.06.11	Hage.	Detail.	10.09.99	Rie.	har-bus C Federleiste Einlöt 4,5 , 32 pol. har-bus C female connector solder 4,5 , 32 pol.
34650	13.08.07	Cla	Insp.	10.09.99	Pa.	
34158	17.01.07	LehT	Stand.			
30814	15.02.02	Rie.				
26083						
HARTING Electronics GmbH & Co. KG D-32339 ESPELKAMP			1:1			TB 09 03 232 x835
						Sub.

09 03 232 6835	2
Bestell-Nr. part-no.	Anforderungsstufe performance level