

Excellent Integrated System Limited

Stocking Distributor

Click to view price, real time Inventory, Delivery & Lifecycle Information:

[Harting](#)

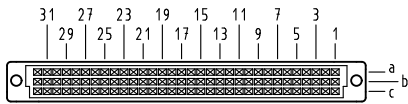
[09032966841](#)

For any questions, you can email us directly:

sales@integrated-circuit.com

Alle Rechte vorbehalten. All rights reserved

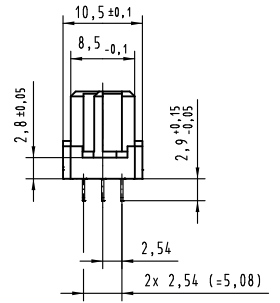
X
Kontaktanordnung
contact arrangement



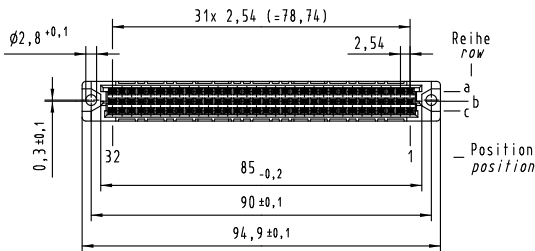
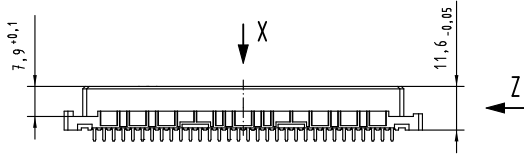
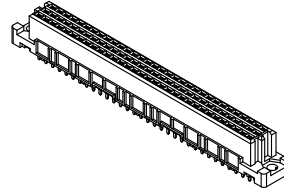
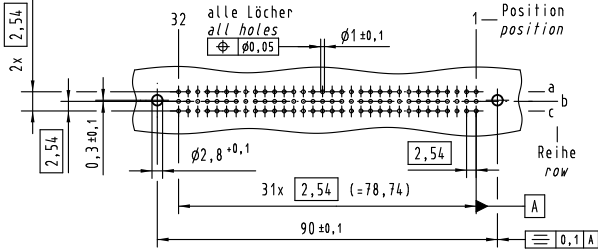
96 Einlöt-Kontakte
96 solder-contacts

- ▣ = Einlöt-Kontakt
= solder-contact
- = kinked Einlöt-Kontakt
= kinked solder-contact
- = Kontaktposition nicht belegt
= position without contact

Z (2:1)



X
Lochbild
board drillings



① weitere Informationen siehe: DS 09 03 213 02 01
further information see: DS 09 03 213 02 01

All Dimensions in mm Original Size DIN A 3		Techn. Character.		Nicht tolerierte Maß/Free size tolerances IEC 60603-2	
36400	05.07.11 Hage.	Bel.	Name	Maßstab/Scale	har-bus C Federleiste Einlöt 2,9, 96 pol. SMC har-bus C female connector solder 2,9, 96 pol. SMC
35486	13.03.09 Hage.	Insp.	04.02.09 Leht	1:1	
35480	Mod.	HARTING Electronics GmbH & Co. KG D-32339 ESPELKAMP		TB 09 03 296 x841	
				Sub. TB 09 03 296 x841 v.02.11.06 Mod.34052	

09 03 296 7841	3
09 03 296 6841	2

Bestell-Nr. part-no.	Anforderungsstufe performance level
-------------------------	--