

Excellent Integrated System Limited

Stocking Distributor

Click to view price, real time Inventory, Delivery & Lifecycle Information:

[Littelfuse](#)
[59145-010](#)


For any questions, you can email us directly:

sales@integrated-circuit.com



File E61760(N) 59145 and 59150 Flange Mount Features and Benefits

57145,57150 Actuator



59145,59150 Sensor

Features

- 2 Part Magnetically Operated Proximity Sensor
- Flying leads can exit either left or right hand side of the housing
- Case design allows screw down or adhesive mounting
- 300mm (12") Flying leads

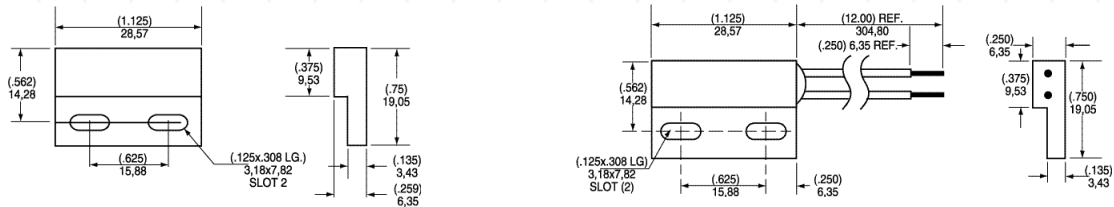
Benefits

- No standby power requirement
- Operates through non-ferrous materials such as wood, plastic or aluminium
- Hermetically sealed, magnetically operated contacts continue to operate long after optical and other technologies fail due to contamination
- Simple installation and adjustment

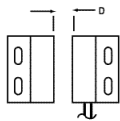
Applications

- Position and limit sensing
- Security system switch
- Linear actuators
- Door switch

DIMENSIONS



Recommended Activating Positions:



Sensors and Matching Actuators (Note 2)		Actuator			Sensor	
Must Actuate	Must Release					
.225 (5,71)	.800 (20,32)	57145-000	59145-010	59145-020	59145-030	59145-040
.225 (5,71)	.800 (20,32)	57150-000	59150-010	59150-020	59150-030	59150-040

Electrical Specifications and Operating Characteristics			Form A SPST-NO Standard	Form A SPST-NO High Voltage	Form C SPDT-CO Standard	Form B SPST-NC Standard
Contact Type						
Contact Rating		Watt - max.	10	10	5	5
Voltage	Switching	Vdc - max.	200	300	175	175
	Breakdown	Vdc - min.	250	450	200	200
Current	Switching	A - max.	0.5	0.5	0.25	0.25
	Carry	A - max.	1.2	1.5	1.5	1.5
Resistance	Contact, Initial	- max.	0.2	0.2	0.2	0.2
	Insulation	- min.	10 ¹⁰	10 ¹⁰	10 ⁹	10 ⁹
Capacitance	Contact	p F - typ.	0.3	0.2	0.3	0.3
Temperature	Operating	°C	-40 to + 105	-20 to + 105	-40 to + 105	-40 to + 105
	Storage	°C	-65 to + 105	-65 to + 105	-65 to + 105	-65 to + 105
Time	Operate	ms - typ.	1.0	1.0	1.0	1.0
	Release	ms - typ.	1.0	1.0	1.0	1.0
Shock	11ms 1/2 sine	G - max.	100	100	50	50
Vibration	50-2000 Hz	G - max.	30	30	30	30

- Notes: 1. Flying Leads except as shown below are 24 AWG 7/32 PVC, 105 deg. C., UL 1569. Leads are stripped .250 (6,35), untinned.
 2. Order Actuators as a separate item.
 3. Underwriters Laboratories recognition. For details on electrical specifications, contact Hamlin, Inc.

INFORMATION PROVIDED ON THIS DATA SHEET IS PROVIDED FOR INFORMATION PURPOSES ONLY AND SHOULD NOT BE RELIED UPON AS BEING ACCURATE FOR ANY PARTICULAR PURPOSE. Product performance may be affected by the application to which the product is put. Upon request, HAMLIN will assist purchasers by providing information specific to any particular application. HAMLIN disclaims any and all liability whatsoever for any purchaser's reliance upon the information contained on this data sheet without further consultation with authorized representatives of HAMLIN.