

Excellent Integrated System Limited

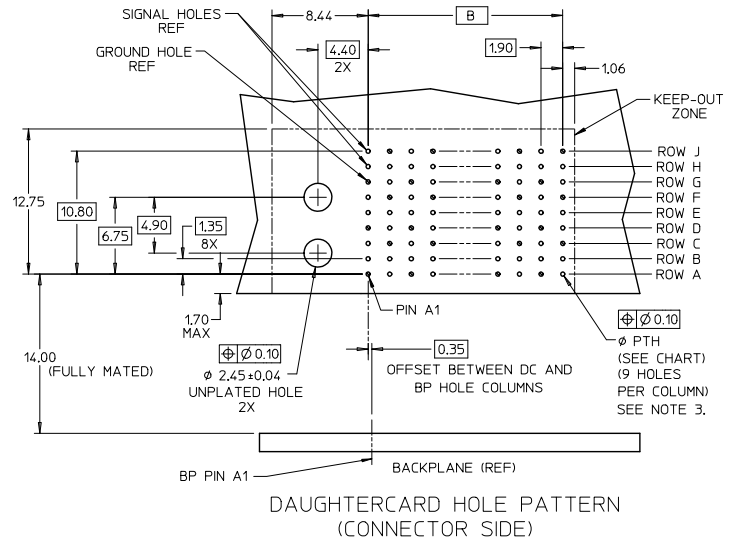
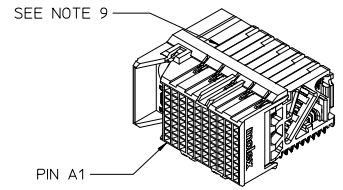
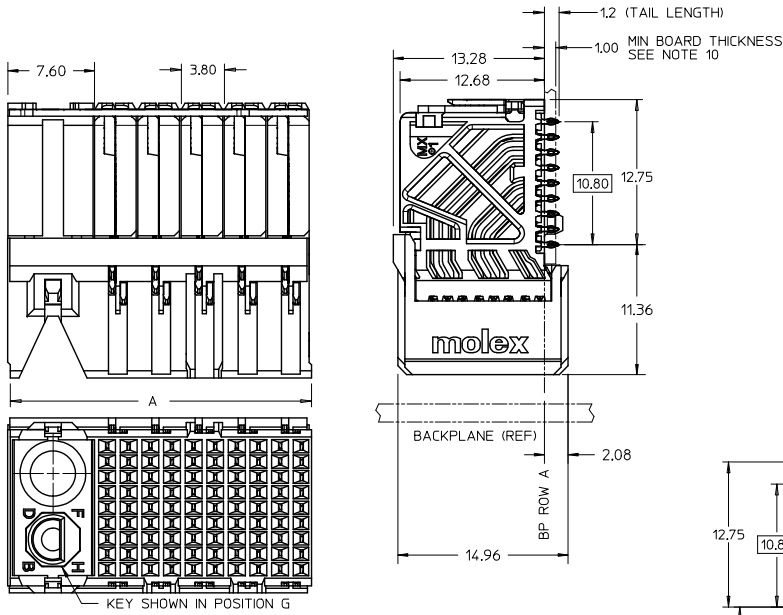
Stocking Distributor

Click to view price, real time Inventory, Delivery & Lifecycle Information:

[Molex Connector Corporation](#)
[0761703010](#)

For any questions, you can email us directly:

sales@integrated-circuit.com



- NOTES:
1. MATERIALS: HOUSING - LIQUID CRYSTAL POLYMER (LCP), GLASS-FILLED, UL94V-0
TERMINALS - HIGH PERFORMANCE COPPER ALLOY
 2. FINISH: 30 MN MIN SELECTIVE GOLD IN CONTACT AREA, SELECTIVE TIN ON PCB TAILS, NICKEL OVERALL.
 3. REFER TO MOLEX PRODUCT SPEC PS-76060-999 FOR PERFORMANCE SPECIFICATIONS AND ADDITIONAL PCB INFORMATION.
 4. EACH SIGNAL WAFER CONTAINS 2 COLUMNS OF TERMINALS.
 5. PRODUCT IS PACKAGED PER PK-70873-591.
 6. THIS PART CONFORMS TO CLASS B REQUIREMENTS OF COSMETIC SPEC PS-45499-002.
 7. REFER TO MOLEX SALES DRAWING SD-76165-002 FOR THE MATING HEADERS AND TO SD-76410-004 FOR THE MATING RAM CONNECTORS.
 8. REFER TO MOLEX PCB ROUTING GUIDE AS-76060-990 FOR ANTIPAD AND ROUTING RECOMMENDATIONS.
 9. PART NUMBER 76170-3720 SHOWN ON DRAWING. KEYING FEATURES WILL CHANGE WITH COLUMN SIZE.
 10. MINIMUM BOARD THICKNESS IS 1.00 mm FOR COMPLIANT PIN FUNCTIONALITY.
 11. WHEN USING MOLEX SUPPLIED #2-32 SCREW 73726-0005 (7.62mm +0.38/-0.76 THREADABLE SCREW LENGTH), THE MAXIMUM BOARD THICKNESS IS 1.9 mm TO 2.5 mm.

ADD 14 COL OPTION EC NO: UCP2016-0079 DRAWN BY MILLER 2015/07/07 CHKD: TELLO APPR: TELLO 2015/07/07	QUALITY SYMBOLS ∇=0 ∇=0 ∇=0	GENERAL TOLERANCES (UNLESS SPECIFIED)		DIMENSION STYLE MM ONLY		SCALE 4:1	DESIGN UNITS METRIC	THIRD ANGLE PROJECTION	
		4 PLACES ± --- ± --- 3 PLACES ± --- ± --- 2 PLACES ± 0.13 ± --- 1 PLACE ± 0.25 ± --- 0 PLACE ± ±	mm INCH ± --- ± --- ± --- ± --- ± --- ± --- ± ±	DRAWN BY JLAURX	DATE 2008/01/29	CHECKED BY TELLO	DATE 2008/01/29	TITLE IMPACT 100 OHM DC 3 PAIR SIGNAL MODULE GUIDE LEFT SALES DWG	
DRAFT WHERE APPLICABLE MUST REMAIN WITHIN DIMENSIONS		ANGULAR ±1/2°		MATERIAL NO. SEE CHART		DOCUMENT NO. SD-76170-002		SHEET NO. 1 OF 2	
THIS DRAWING CONTAINS INFORMATION THAT IS PROPRIETARY TO MOLEX INCORPORATED AND SHOULD NOT BE USED WITHOUT WRITTEN PERMISSION									

MATERIAL NUMBER	# OF COLUMNS	# OF DIFF PAIR	DIM 'A' MAX	DIM 'B'	PTH ϕ
76170-***6	6	18	19.00	9.50	0.46 ±0.05
76170-***8	8	24	22.80	13.30	
76170-***0	10	30	26.60	17.10	
76170-***4	14	42	34.20	24.70	
76170-***6	16	48	38.00	28.50	
76170-***6	6	18	19.00	9.50	0.39 ±0.05
76170-***8	8	24	22.80	13.30	
76170-***0	10	30	26.60	17.10	
76170-***4	14	42	34.20	24.70	
76170-***6	16	48	38.00	28.50	

76170-****

MODULE & TAIL PLATING TYPE
3 = LEFT GUIDED LEAD-FREE

POLARIZATION KEY ORIENTATION

0 = NO KEY
1 = A 5 = E
2 = B 6 = F
3 = C 7 = G
4 = D 8 = H

OF COLUMNS
06 = 6 COL 0.46 PTH
08 = 8 COL 0.46 PTH
10 = 10 COL 0.46 PTH
14 = 14 COL 0.46 PTH
16 = 16 COL 0.46 PTH
20 = 10 COL 0.39 PTH
24 = 14 COL 0.39 PTH
26 = 16 COL 0.39 PTH
36 = 6 COL 0.39 PTH
38 = 8 COL 0.39 PTH

SEE SHEET 1 EC NO: UCP2016-0079 DRAWN BY: MILLER CHKD: TELLO APPR: TELLO 2015/07/07	QUALITY SYMBOLS ▽=0 ▽=0 ▽=0	GENERAL TOLERANCES (UNLESS SPECIFIED)		DIMENSION STYLE MM ONLY		SCALE 4:1	DESIGN UNITS METRIC	THIRD ANGLE PROJECTION	
		4 PLACES ± --- ± ---	3 PLACES ± --- ± ---	DRAWN BY JLAURX	DATE 2008/01/29	TITLE IMPACT 100 OHM DC 3 PAIR SIGNAL MODULE GUIDE LEFT SALES DWG molex MATERIAL NO. SD-76170-002 DOCUMENT NO. SD-76170-002 SHEET NO. 2 OF 2			
		2 PLACES ± 0.13 ± ---	1 PLACE ± 0.25 ± ---	CHECKED BY TELO	DATE 2008/01/29				
		ANGULAR ± 1/2°		APPROVED BY JLAURX	DATE 2008/01/29				
DRAFT WHERE APPLICABLE MUST REMAIN WITHIN DIMENSIONS		SEE CHART							
THIS DRAWING CONTAINS INFORMATION THAT IS PROPRIETARY TO MOLEX INCORPORATED AND SHOULD NOT BE USED WITHOUT WRITTEN PERMISSION									