



Distributor of FCI: Excellent Integrated System Limited

Datasheet of 65002-215LF - Connector Receptacle 30 Position 0.150" (3.81mm) Tin Through Hole, Right Angle

Contact us: sales@integrated-circuit.com Website: www.integrated-circuit.com

Excellent Integrated System Limited

Stocking Distributor

Click to view price, real time Inventory, Delivery & Lifecycle Information:

[FCI](#)

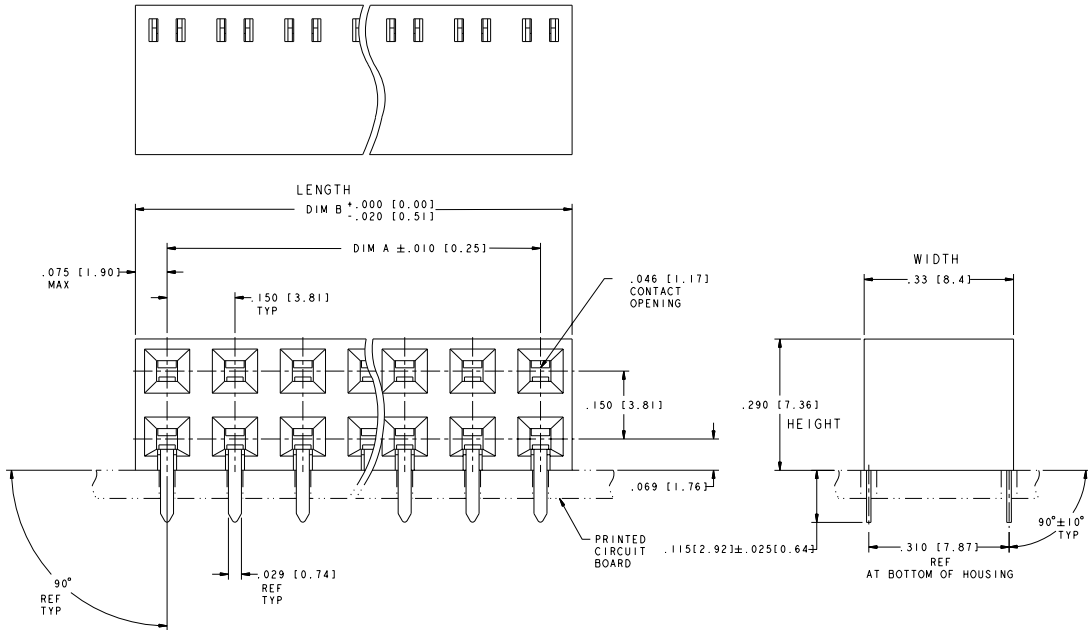
[65002-215LF](#)

For any questions, you can email us directly:

sales@integrated-circuit.com

Contact us: sales@integrated-circuit.com Website: www.integrated-circuit.com

PRODUCT NUMBER	HOUSING MATERIAL	NO. OF POS.	DIM A	DIM B	SPRING THICKNESS	PLATING	CUSTOMER RESTRICTED	LEAD FREE OPTION
65002-215	HT NYLON	2X15	2.100/53.34	2.250/57.15	.0035/0.089	100u"/2.54u T1N	GE	NOTE 5,6



Copyright FCI

rev	ecn no	dr	date
AA	V41413	MRC	09/30/94
AB	V61617	MDF	10/30/96
AC	V70992	JM	10/12/97
AD	V02523	AZ	10/23/00
AE	M05-0181	MHT	09/05/05
AF	M06-0319	MHT	08/21/06
AG	N10-0077	David	03/24/10

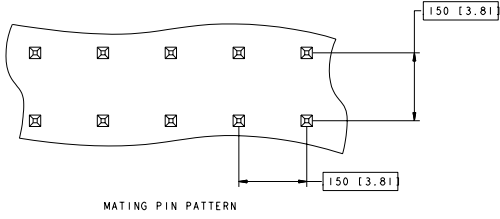
www.fciconnect.com		surface ISO 1302	tolerance std ISO 406	projection ISO 1101	INCH/MM
		TOLERANCES UNLESS OTHERWISE SPECIFIED			
Dr	E. J. HALEY	1/20/86	ANGULAR	0.XXX±.01/.XX±0.3	size A3
Eng	R. HOFFMAN	1/20/86	LINEAR	0.XXX±.005/.XX±0.13	Scale 5:1
Chr	H. SUNDY	1/20/86	0° ±°	0.XXX±.002/.XX±0.051	ECN N10-0077
Appr	R. HOFFMAN	1/20/86	Product family	Spec ref	
FCI		BERGCON HORIZ. CARD CONN DOUBLE ROW .150/3.81 cc		part no	65002
catalog no				CUSTOMER	sheet 1 of 2

REV. F - 2006-04-17

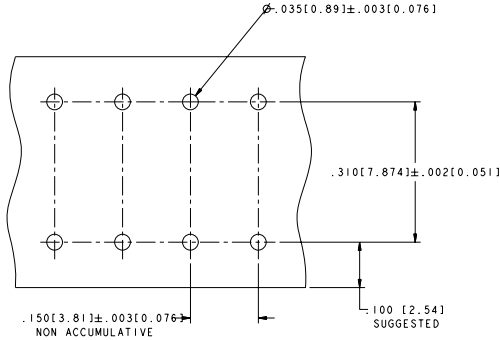
Contact us: sales@integrated-circuit.com Website: www.integrated-circuit.com

PRODUCT NO.
SEE TABLE

A



B



C

D

NOTES:

- ① HOUSING MATERIAL:
FILLED HIGH TEMPERATURE NYLON
COLOR: BLACK
- ② TERMINAL MATERIAL:
BODY: 1/4 HARD BRASS .010/0.25 THICK - ALLOY 260
SPRING: BE - CU; HEAT TREATED; ALLOY 172
SEE TABLE FOR THICKNESS
BODY PLATING: SEE TABLE FOR PLATING THICKNESS
IN CONTACT AREA.
LEAD FREE PLATING:
100µ"/2.54µ Sn OVER 50µ"/1.27µ Ni. (NOTE 8)
3. MARKING: "FCI", FCI PART NUMBER AND DATE CODE.
LEGIBLE ON TUBE LABEL.
4. APPLICATION INFORMATION:
A. RECOMMENDED MOUNTING HOLE PATTERN IS SHOWN AT LEFT.
B. ALL MATING PINS TO BE .025/0.84 SQUARE ON TRUE
CENTER OF GIVEN TERMINAL SPACING WITHIN .015/0.38 DIA.
C. SUGGESTED MATING PIN LENGTH .350±.020/8.89±0.51.
- ⑤ ADD "LF" SUFFIX AT THE END OF PART NUMBER FOR LEAD FREE OPTION.
- ⑥ THESE PRODUCT MEETS EUROPEAN UNION DIRECTIVES AND OTHER COUNTRY REGULATIONS AS DESCRIBED IN GS-22-008
7. THIS PART WILL WITHSTAND EXPOSURE TO 260°C PEAK TEMPERATURE FOR 20 SECONDS IN A WAVE SOLDER, INFRA-RED OR VAPOR PHASE SOLDER PROCESS.
8. THIS PRODUCT HAS 100% TIN PLATING IN THE INTERFACE AND HAS NOT BEEN TESTED FOR WISKERS GROWTH IN ALL INTERCONNECT ENVIRONMENT.



Copyright FCI.

www.fciconnect.com			surface	tolerance std	projection	INCH/MM	
			TOLERANCES UNLESS OTHERWISE SPECIFIED		←→		
Dr	E. J. HALEY	1/20/86	ANGULAR	LINEAR	0.XXX:01/.XX0.3	size	Scale
Eng	R. HOFFMAN	1/20/86			0.XXX:005/.XX0.13	A3	5:1
Chr	H. SUNDY	1/20/86	0° ±"	0.XXX:002/.XX0.051	ECN	N10-0077	
Appr	R. HOFFMAN	1/20/86	Product family		Spec ref		
			BERGCON HORIZ. CARD CONN DOUBLE ROW .150/3.81 cc		diag no	65002	Rev. AG
catalog no			CUSTOMER		sheet 2 of 2		

REV. F - 2006-04-17

PDM: Rev:AG

STATUS: Released

Printed: Oct 13, 2010