Excellent Integrated System Limited

Stocking Distributor

Click to view price, real time Inventory, Delivery & Lifecycle Information:

Molex Connector Corporation
0050362294

For any questions, you can email us directly:
sales@integrated-circuit.com

Distributor of Molex Connector Corporation: Excellent Integrated System Limited
Datasheet of 0050362294 - MINIFIT JR RA DR/PEGS TIN GW 10C
Contact us: sales@integrated-circuit.com Website: www.integrated-circuit.com

LEGEND:

5569 - N A * * - * - *

- BASE NUMBER
- CIRCUIT SIZE
- ASSEMBLY
- MOUNTING OPTION (SEE NOTE 6.)
- PLATING (SEE NOTE 2.)
- HOUSING MAT'L. (SEE NOTE 1.)
- PACKAGING (SEE NOTE 4.)

CIRCUIT SIZE	DIM. 'A'	DIM. 'B'
6	.54 (13.8)	.33 (8.4)
8	.71 (18.0)	.50 (12.6)
10	.87 (22.2)	.66 (16.8)
12	1.04 (26.4)	.83 (21.0)
14	1.20 (30.6)	.99 (25.2)
16	1.37 (34.8)	1.16 (29.4)
18	1.54 (39.0)	1.32 (33.6)
20	1.70 (43.2)	1.49 (37.8)
22	1.87 (47.4)	1.65 (42.0)
24	2.03 (51.6)	1.82 (46.2)

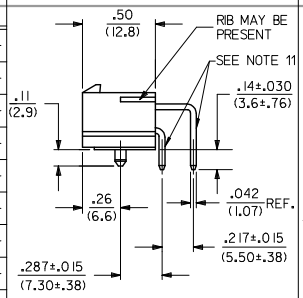

DIMENSION TYPICAL FOR ALL CIRCUIT SIZES

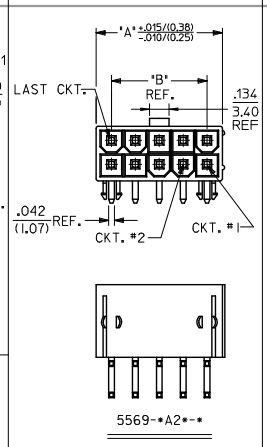

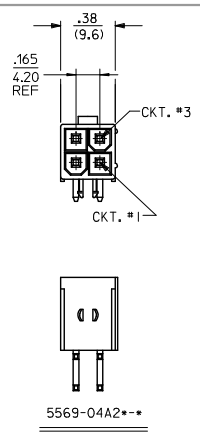

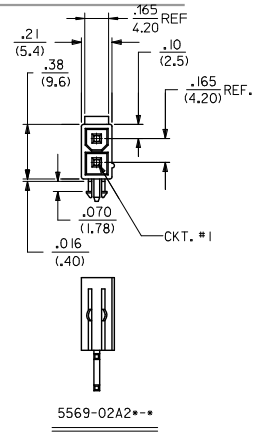

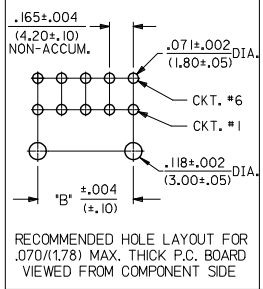

RECOMMENDED HOLE LAYOUT FOR .070/(1.78) MAX. THICK P.C. BOARD VIEWED FROM COMPONENT SIDE

DIMENSIONS IN THIS VIEW ARE TYPICAL FOR CIRCUIT SIZES 6 THRU 24

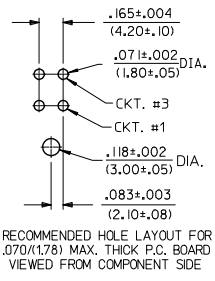

RECOMMENDED HOLE LAYOUT FOR .070/(1.78) MAX. THICK P.C. BOARD VIEWED FROM COMPONENT SIDE

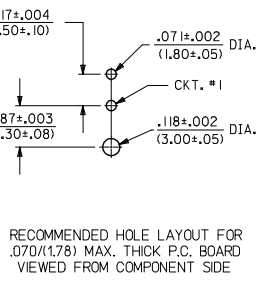

RECOMMENDED HOLE LAYOUT FOR .070/(1.78) MAX. THICK P.C. BOARD VIEWED FROM COMPONENT SIDE

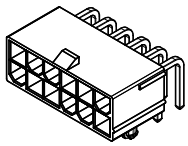

NOTES:
1) MATERIAL:
HOUSING:
"225" = UNFILLED NYLON, UL94V-0, IEC 60335-1, 4TH EDITION GLOW WIRE CAPABLE, COLOR - BLACK.
TERMINAL:
BRASS ALLOY
2) FINISH (PLATING):
GS = .000030/(0.00076) MIN. SELECT GOLD OVER .000100/(0.00254) MIN.SELECT MATTE TIN OVER .000050/(0.00127) MIN. NICKEL OVERALL
MS = .000100/(0.00254) MIN. MATTE TIN OVER .000050/(0.00127) MIN. NICKEL
3) PRODUCT SPECIFICATION: PS-5556-001
4) PACKAGING:
"BLANK" = BULK PACKED PER PK-5569-002
"T" = TRAY PACKED PER PK-5569-003
5) PART MATES WITH MINI-FIT JR. RECEPTACLE SERIES 5557.
6) MOUNTING OPTIONS:
2 = PEG MOUNT
7) DISCOLORATION IN THE BANDOLIER CARRIER AREA OF THE PIN IS INHERENT TO THE PLATING PROCESS AND IS DUE TO THE MASKING EFFECT OF THE CARRIER. THIS DISCOLORATION IS IN A NON-FUNCTIONAL AREA OF THE PIN AND WILL NOT AFFECT THE PERFORMANCE OF THE HEADER ASSEMBLY.
8) PART CONFORMS TO CLASS "B" REQUIREMENTS OF COSMETIC SPECIFICATION PS-45499-002. WITH THE EXCEPTION OF DISCOLORATION, FLASH AND SINK MEET CLASS "C" REQUIREMENTS.
9) CONNECTORS ARE NOT TO BE MATED AND UNMATED WHILE CIRCUITS ARE LIVE.
10) PARTS ARE NOT DESIGNED FOR CURRENT SHARING.
11) FORMING MARKS ON PINS ARE ACCEPTABLE.

REV	DESCRIPTION
C	UPDATE NOTE 8 EC NO: UCP2013-4208 DRWN:NNGUYEN CHKD:BELL APPR:FSMITH 2013/04/03 2013/04/03 2014/05/16

QUALITY SYMBOLS: =0

GENERAL TOLERANCES (UNLESS SPECIFIED)

	mm	INCH
4 PLACES	±---	±---
3 PLACES	±---	±.010
2 PLACES	±.25	±.015
1 PLACE	±.38	±---
0 PLACE	±---	±---
ANGULAR ±1/2°		

DRAFT WHERE APPLICABLE MUST REMAIN WITHIN DIMENSIONS

DIMENSION STYLE: IN/MM
SCALE: 2:1
DESIGN UNITS: METRIC
THIRD ANGLE PROJECTION

DRAWN BY	GAVERILL	DATE 2008/07/23
CHECKED BY	SSOUSEK	DATE 2008/07/23
APPROVED BY	FSMITH	DATE 2008/07/23

TITLE: MINI-FIT JR RIGHT ANGLE HEADER ASSEMBLIES WITH MOUNTING PEGS

molex

MATERIAL NO.: SEE CHART
DOCUMENT NO.: SD-5569-NA2*-225
SHEET NO.: 1 OF 2
SIZE: C

THIS DRAWING CONTAINS INFORMATION THAT IS PROPRIETARY TO MOLEX INCORPORATED AND SHOULD NOT BE USED WITHOUT WRITTEN PERMISSION

tb_frame_C_P_AM_T Rev. G 2012/01/11

Distributor of Molex Connector Corporation: Excellent Integrated System Limited
Datasheet of 0050362294 - MINIFIT JR RA DR/PEGS TIN GW 10C
Contact us: sales@integrated-circuit.com Website: www.integrated-circuit.com

TOOLED	PART NO.	ENG. NO.	CKT. SIZE	MOUNTING OPTION	PLATING (SEE NOTE 2)	HOUSING MATERIAL (SEE NOTE 1)	PACKAGING
YES	50-36-2375	5569-02A2MS-225	2	PEGS	TIN/NICKEL	94V-0	BULK PACKAGED PER PK-5569-002
YES	50-36-2306	5569-04A2MS-225	4	PEGS	TIN/NICKEL	94V-0	
YES	50-36-2377	5569-06A2MS-225	6	PEGS	TIN/NICKEL	94V-0	
NO	NOT ASSIGNED	5569-08A2MS-225	8	PEGS	TIN/NICKEL	94V-0	
NO	NOT ASSIGNED	5569-10A2MS-225	10	PEGS	TIN/NICKEL	94V-0	
NO	NOT ASSIGNED	5569-12A2MS-225	12	PEGS	TIN/NICKEL	94V-0	
YES	50-36-2298	5569-14A2MS-225	14	PEGS	TIN/NICKEL	94V-0	
NO	NOT ASSIGNED	5569-16A2MS-225	16	PEGS	TIN/NICKEL	94V-0	
	NOT ASSIGNED	5569-18A2MS-225	18	PEGS	TIN/NICKEL	94V-0	
	NOT ASSIGNED	5569-20A2MS-225	20	PEGS	TIN/NICKEL	94V-0	
	NOT ASSIGNED	5569-22A2MS-225	22	PEGS	TIN/NICKEL	94V-0	
	NOT ASSIGNED	5569-24A2MS-225	24	PEGS	TIN/NICKEL	94V-0	
YES	NOT ASSIGNED	5569-02A2MS-225-T	2	PEGS	TIN/NICKEL	94V-0	TRAY PACKAGED PER PK-5569-003
YES	NOT ASSIGNED	5569-04A2MS-225-T	4	PEGS	TIN/NICKEL	94V-0	
YES	NOT ASSIGNED	5569-06A2MS-225-T	6	PEGS	TIN/NICKEL	94V-0	
YES	50-36-1744	5569-08A2MS-225-T	8	PEGS	TIN/NICKEL	94V-0	
YES	50-36-2294	5569-10A2MS-225-T	10	PEGS	TIN/NICKEL	94V-0	
YES	50-36-2317	5569-12A2MS-225-T	12	PEGS	TIN/NICKEL	94V-0	
YES	NOT ASSIGNED	5569-14A2MS-225-T	14	PEGS	TIN/NICKEL	94V-0	
NO	46999-0032	5569-16A2MS-225-T	16	PEGS	TIN/NICKEL	94V-0	
NO	46999-0033	5569-18A2MS-225-T	18	PEGS	TIN/NICKEL	94V-0	
NO	46999-0034	5569-20A2MS-225-T	20	PEGS	TIN/NICKEL	94V-0	
NO	46999-0035	5569-22A2MS-225-T	22	PEGS	TIN/NICKEL	94V-0	
NO	46999-0036	5569-24A2MS-225-T	24	PEGS	TIN/NICKEL	94V-0	
YES	46999-0114	5569-02A2GS-225-T	2	PEGS	GOLD/NICKEL	94V-0	TRAY PACKAGED PER PK-5569-003
YES	46999-0115	5569-04A2GS-225-T	4	PEGS	GOLD/NICKEL	94V-0	
YES	46999-0116	5569-06A2GS-225-T	6	PEGS	GOLD/NICKEL	94V-0	
YES	46999-0117	5569-08A2GS-225-T	8	PEGS	GOLD/NICKEL	94V-0	
NO	46999-0118	5569-10A2GS-225-T	10	PEGS	GOLD/NICKEL	94V-0	
YES	46999-0119	5569-12A2GS-225-T	12	PEGS	GOLD/NICKEL	94V-0	
YES	46999-0120	5569-14A2GS-225-T	14	PEGS	GOLD/NICKEL	94V-0	
NO	46999-0121	5569-16A2GS-225-T	16	PEGS	GOLD/NICKEL	94V-0	
NO	46999-0122	5569-18A2GS-225-T	18	PEGS	GOLD/NICKEL	94V-0	
NO	46999-0123	5569-20A2GS-225-T	20	PEGS	GOLD/NICKEL	94V-0	
NO	46999-0124	5569-22A2GS-225-T	22	PEGS	GOLD/NICKEL	94V-0	
NO	46999-0125	5569-24A2GS-225-T	24	PEGS	GOLD/NICKEL	94V-0	

SEE SHEET 1
EC NO: UCP2013-4208 2013/04/03
DRWN:NNGUYEN 2013/04/03
CH'KD:JBELL 2014/05/16
APPR:FSMITH
DESCRIPTION
REV
C

QUALITY SYMBOLS
=0
=0
=0

GENERAL TOLERANCES (UNLESS SPECIFIED)

	mm	INCH
4 PLACES	± ---	± ---
3 PLACES	± ---	± .010
2 PLACES	± .25	± .015
1 PLACE	± .38	± ---
0 PLACE	± ---	± ---
ANGULAR ±1/2°		

DRAFT WHERE APPLICABLE MUST REMAIN WITHIN DIMENSIONS

DIMENSION STYLE: IN/MM
SCALE: 1:1
DESIGN UNITS: METRIC
THIRD ANGLE PROJECTION

DRAWN BY: GAVERILL DATE: 2008/07/23
CHECKED BY: SSOUSEK DATE: 2008/07/23
APPROVED BY: FSMITH DATE: 2008/07/23

TITLE: MINI-FIT JR RIGHT ANGLE HEADER ASSEMBLIES WITH MOUNTING PEGS

molex

MATERIAL NO.: SEE CHART
DOCUMENT NO.: SD-5569-NA2*-225
SHEET NO.: 2 OF 2
SIZE: C

THIS DRAWING CONTAINS INFORMATION THAT IS PROPRIETARY TO MOLEX INCORPORATED AND SHOULD NOT BE USED WITHOUT WRITTEN PERMISSION

tb_frame_C_P_AM_T
Rev. G 2012/01/11