

Excellent Integrated System Limited

Stocking Distributor

Click to view price, real time Inventory, Delivery & Lifecycle Information:

[Phoenix Contact](#)
[1430695](#)

For any questions, you can email us directly:

sales@integrated-circuit.com

https://www.phoenixcontact.com/us/products/1430695



Sensor/Actuator cable - SAC-17P-MS/ 1,5-PUR SCO - 1430695

Please be informed that the data shown in this PDF Document is generated from our Online Catalog. Please find the complete data in the user's documentation. Our General Terms of Use for Downloads are valid (<http://phoenixcontact.com/download>)



Sensor/Actuator cable, 17-position, PUR halogen-free, Black RAL 9005, Plug straight M12 SPEEDCON, A-coded, on free cable end, Cable length: 1.5 m

Product Features

- ✓ Easy and safe: 100% electrically tested plug-in components
- ✓ Save time, thanks to installation with SPEEDCON fast locking system
- ✓ Our standard: robust halogen-free PUR cable
- ✓ Save space – with high-pos. connectors



Key commercial data

Packing unit	1 pc
Weight per Piece (excluding packing)	140.0 GRM
Custom tariff number	85444290
Country of origin	Germany

Technical data

Dimensions

Length of cable	1.5 m
Stripping length of the free conductor end	35 mm

Ambient conditions

Ambient temperature (operation)	-25 °C ... 90 °C (Plug / socket)
Degree of protection	IP65
	IP67
	IP68

General

Rated current at 40°C	1.5 A
-----------------------	-------

<https://www.phoenixcontact.com/us/products/1430695>


Sensor/Actuator cable - SAC-17P-MS/ 1,5-PUR SCO - 1430695

Technical data

General

Rated voltage	30 V
Number of positions	17
Contact resistance	≤ 5 mΩ
Insulation resistance	≥ 100 MΩ
Coding	A - standard
Standards/regulations	M12 connector IEC 61076-2-101
Status display	No
Protective circuit/component	Unwired
Surge voltage category	II
Pollution degree	3
Torque	0.4 Nm (M12 connector)

Material

Inflammability class according to UL 94	V0
Contact material	CuZn
Contact surface material	Ni/Au
Contact carrier material	PA 66
Material of grip body	TPU, hardly inflammable, self-extinguishing
Material, knurls	Zinc die-cast, nickel-plated

Cable

Conductor cross section	17x 0.14 mm ² (signal line)
AWG signal line	26
Conductor structure signal line	18x 0.10 mm
Core diameter including insulation	1 mm ±0.05 mm (signal line)
Wire colors	White, brown, green, yellow, gray, pink, blue, red, black, violet, gray-pink, red-blue, white-green, brown-green, white-yellow, yellow-brown, white-gray
Overall twist	17 wires twisted in layers
External sheath, color	Black RAL 9005
External cable diameter D	8 mm
Number of bending cycles	4000000
Bending radius	60 mm
Traversing path	10 m
Traversing rate	3 m/s
Acceleration	10 m/s ²
Outer sheath, material	PUR
Material conductor insulation	PP
Conductor material	Tin-plated Cu litz wires
Conductor resistance	142 Ω/km

https://www.phoenixcontact.com/us/products/1430695



Sensor/Actuator cable - SAC-17P-MS/ 1,5-PUR SCO - 1430695

Technical data

Cable

Special properties	Low adhesion surface
Resistance to oil	DIN VDE 0472 Part 803, test type B
Other resistance	Hydrolysis and microbe resistant as per VDE 0282 section 10
Ambient temperature (operation)	-40 °C ... 80 °C (cable, fixed installation)
	-5 °C ... 80 °C (cable, flexible installation)

Classifications

eCl@ss

eCl@ss 4.0	27060306
eCl@ss 4.1	27060306
eCl@ss 5.0	27061801
eCl@ss 5.1	27061801
eCl@ss 6.0	27061801
eCl@ss 7.0	27061801
eCl@ss 8.0	27061801

ETIM

ETIM 3.0	EC001855
ETIM 4.0	EC001855
ETIM 5.0	EC001855

UNSPSC

UNSPSC 6.01	31251501
UNSPSC 7.0901	31251501
UNSPSC 11	31251501
UNSPSC 12.01	31251501
UNSPSC 13.2	31251501

Approvals

Approvals

Approvals

GOST

Ex Approvals

https://www.phoenixcontact.com/us/products/1430695



Sensor/Actuator cable - SAC-17P-MS/ 1,5-PUR SCO - 1430695

Approvals

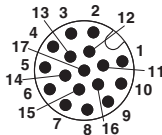
Approvals submitted

Approval details



Drawings

Schematic diagram



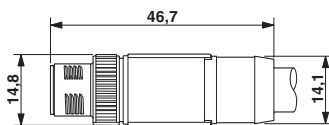
Pin assignment M12 male connector, 17-pos., male side view

Cable cross section




PUR halogen-free black [PUR]

Dimensioned drawing



M12 SPEEDCON plug, straight, shielded

Circuit diagram



Contact assignment of the M12 plug