Excellent Integrated System Limited

Stocking Distributor

Click to view price, real time Inventory, Delivery & Lifecycle Information:

Phoenix Contact
1525490

For any questions, you can email us directly:
sales@integrated-circuit.com

https://www.phoenixcontact.com/us/products/1525490

Bus system cable - SAC-2P- 5,0-915/M12FSB - 1525490

Please be informed that the data shown in this PDF Document is generated from our Online Catalog. Please find the complete data in the user's documentation. Our General Terms of Use for Downloads are valid
(http://phoenixcontact.com/download)

Bus system cable, PROFIBUS, 2-position, PUR/PVC, blue, shielded, free cable end, on Socket straight M12, B-coded, Cable length: 5 m

Key commercial data

Packing unit	1 pc
Weight per Piece (excluding packing)	420.0 GRM
Custom tariff number	85444290
Country of origin	Poland

Technical data

Dimensions

Length of cable	5 m

Ambient conditions

Ambient temperature (operation)	-25 °C ... 90 °C (Plug / socket)
Degree of protection	IP65
	IP67

General

Rated current at 40°C	4 A
Rated voltage	100 V
Number of positions	2
Contact resistance	≤ 5 mΩ
Insulation resistance	≥ 100 MΩ
Coding	B - inverse
Signal type/category	PROFIBUS
Status display	No
Surge voltage category	II

https://www.phoenixcontact.com/us/products/1525490

Bus system cable - SAC-2P- 5,0-915/M12FSB - 1525490

Technical data

General

Pollution degree	3
Insertion/withdrawal cycles	≥ 100
Torque	0.4 Nm (M12 connector)

Material

Inflammability class according to UL 94	V0
Contact material	CuSn
Contact surface material	Ni/Au
Contact carrier material	TPU GF
Material of grip body	TPU, hardly inflammable, self-extinguishing
Material, knurls	Zinc die-cast, nickel-plated
Sealing material	NBR

Pin assignment

Position = wire color (signal) = position (optional)	2 (Socket) = GN (A cable)
	4 (Socket) = RD (B cable)

Cable

Cable type	PROFIBUS
Cable type (abbreviation)	915
Conductor cross section	2x 0.25 mm²
AWG signal line	24
Conductor structure signal line	19x 0.14 mm
Core diameter including insulation	2.56 mm
Wire colors	Red, green
Overall twist	2 wires, twisted
Shielding	Aluminum-coated foil, tinned copper braided shield
Optical shield covering	70 %
External sheath, color	blue
Outer sheath thickness	approx. 0.8 mm
External cable diameter D	8 mm ±0.4 mm
Minimum bending radius, flexible installation	5 x D
Number of bending cycles	3000000
Bending radius	60 mm
Acceleration	4 m/s²
Cable weight	74 kg/km
Outer sheath, material	PUR
Material, inner sheath	PVC
Material conductor insulation	Foamed PE

https://www.phoenixcontact.com/us/products/1525490

Bus system cable - SAC-2P- 5,0-915/M12FSB - 1525490

Technical data

Cable

Conductor material	Bare Cu litz wires
Insulation resistance	≥ 16 GΩ*km
Working capacitance	28 nF (At 1 kHz)
Nominal voltage, cable	≤ 100 V
Test voltage Core/Core	3600 V DC
Flame resistance	According to IEC 60332-1
Resistance to oil	Resistant to mineral oils and grease
Ambient temperature (operation)	-40 °C ... 80 °C

Classifications

eCl@ss

eCl@ss 4.0	27060306
eCl@ss 4.1	27060306
eCl@ss 5.0	27061801
eCl@ss 5.1	27061801
eCl@ss 6.0	27061801
eCl@ss 7.0	27061801
eCl@ss 8.0	27061801

ETIM

ETIM 2.0	EC000830
ETIM 3.0	EC001855
ETIM 4.0	EC001855
ETIM 5.0	EC001855

UNSPSC

UNSPSC 6.01	31251501
UNSPSC 7.0901	31251501
UNSPSC 11	31251501
UNSPSC 12.01	31251501
UNSPSC 13.2	31251501

Drawings

https://www.phoenixcontact.com/us/products/1525490

Bus system cable - SAC-2P- 5,0-915/M12FSB - 1525490

Schematic diagram

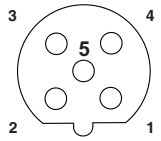

Pin assignment M12 socket, 5-pos., B-coded, female side

Dimensioned drawing

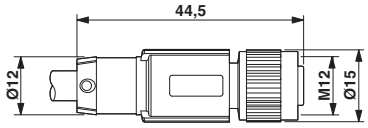

M12 x 1 socket, straight, shielded

Circuit diagram

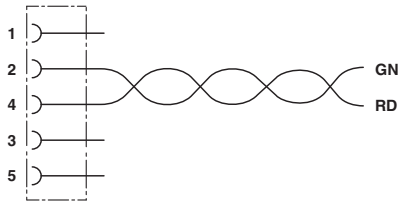

Phoenix Contact 2014 © - all rights reserved
http://www.phoenixcontact.com